

# RE!

**REINVENT** *with* **RESOPAL**



## CONTENT

### 04 KEY TRENDS

#### **RESOPAL® Collection**

- 10 RESOPAL® TEXTURES
- 12 RESOPAL® COLOURS
- 16 RESOPAL® DANCING LINES
- 18 RESOPAL® WOODS
- 22 RESOPAL® STONES AND MATERIALS
- 24 RESOPAL® METALLICS AND METALS

#### **PRODUCTS AND APPLICATIONS**

- 26 COORDINATED SURFACES MFC/HPL
- 28 PREMIUM PRODUCTS

#### **INFO BOOK**

- 34 MAKE TO ORDER
- 36 STOCK RANGE

### 45 IMPRINT

# KEY TRENDS

The three key trends have been identified by well-known trend scouts from the furniture supply industry. These key trends will continue for many years and influence colour, form and overall aesthetics. Resopal has the right answers: **RE**define **NATURE**, **RE**create **METALLICS** and **RE**load **COLOURS**. These concepts have been fleshed out in detail and combined with a range of new products to create a versatile, balanced and forward-looking collection. The trend boards show the trends together with highlights from our new collection to create a coordinated look.

**SOFT NATURE**

**REdefine NATURE**

|                    |                     |                      |              |
|--------------------|---------------------|----------------------|--------------|
| 4069<br>Bergen Ash | 3580<br>Aragon Grey | 2406<br>Light Copper | 0318<br>Rosy |
|--------------------|---------------------|----------------------|--------------|



**OPULENT ELEGANCE**

**REstyle METALLICS**

|                        |                   |                      |                      |
|------------------------|-------------------|----------------------|----------------------|
| 4006<br>Noce Savinelli | 777<br>Cornflower | 3570<br>Marmo Bianco | 2407<br>Natural Gold |
|------------------------|-------------------|----------------------|----------------------|



**REload COLOURS**

**MIX & MATCH**

|                    |                           |                    |                            |
|--------------------|---------------------------|--------------------|----------------------------|
| D416<br>Bluebonnet | 4603<br>Metallic Art Gold | 4005<br>Chalet Oak | 2559<br>Dancing Lines Port |
|--------------------|---------------------------|--------------------|----------------------------|

# THREE SEGMENTS

What trends are suited to which segment and how can they be realised?

The colour combinations shown here pick up on a colour trend in each of the three segments to provide inspiration and demonstrate the versatility of Resopal's range of decors. From modern to traditional designs, from natural and subtle to bright and colourful - Resopal decors can turn all your ideas into reality.



Resopal's decors can be used for a wide range of applications.

SARAH CZITTRICH  
Design & Decor Manager



## HOSPITALITY

### SOFT NATURE

|                                |                     |
|--------------------------------|---------------------|
| 4046<br>Nordic Dunes           | 10622<br>Ebony      |
| 4602<br>Metallic<br>Art Copper | 3580<br>Aragon Grey |

### OPULENT ELEGANCE

|                        |                      |
|------------------------|----------------------|
| 4006<br>Noce Savinelli | 777<br>Cornflower    |
| 3570<br>Marmo Bianco   | 2407<br>Natural Gold |

### MIX & MATCH

|                      |                               |
|----------------------|-------------------------------|
| 4019<br>Michigan Elm | 4690<br>Chain Stone           |
| D14<br>Port          | 4604<br>Metallic Art Platinum |

KEY TRENDS



HEALTH CARE

SOFT NATURE

|                    |                      |
|--------------------|----------------------|
| 4022<br>Artic Pine | D414<br>Shogun       |
| 4918<br>Corroda    | 3570<br>Marmo Bianco |

OPULENT ELEGANCE

|                         |                      |
|-------------------------|----------------------|
| 4019<br>Michigan Elm    | 4689<br>Chain Sand   |
| 2409<br>White Aluminium | 3514<br>Aragon Stone |

|                    |               |
|--------------------|---------------|
| 4147<br>Candy Wood | 665<br>Moss   |
| 639<br>Carambola   | 3115<br>Linen |

MIX & MATCH



RETAIL

SOFT NATURE

|                      |                     |
|----------------------|---------------------|
| 4069<br>Bergen Ash   | 0318<br>Rosy        |
| 2406<br>Light Copper | 3580<br>Aragon Grey |

OPULENT ELEGANCE

|                               |                      |
|-------------------------------|----------------------|
| 4013<br>Manarola Acacia Brown | 3580<br>Aragon Stone |
| 4690<br>Chain Stone           | 798<br>Aubergine     |

|                            |                           |
|----------------------------|---------------------------|
| 4005<br>Chalet Oak         | D416<br>Bluebonnet        |
| 2559<br>Dancing Lines Port | 4603<br>Metallic Art Gold |

MIX & MATCH

RESSO

COLLE




RESOPAL®

COLLECTION

- 10 RESOPAL® TEXTURES
- 12 RESOPAL® COLOURS
- 16 RESOPAL® DANCING LINES
- 18 RESOPAL® WOODS
- 22 RESOPAL® STONES AND MATERIALS
- 24 RESOPAL® METALLICS AND METALS

# REmix TEXTURES

A



**20**  
Silky matte, with a solid surface feel.


0901-20 Black



**FW Fresh Wood**  
Matte, horizontal wood stripe structure with fine pores.


0901-FW Black

B



**60**  
Matte, robust, resistant to dirt and fingerprints.


0901-60 Black



**WH Wooden Heart**  
Matte, vertical wood stripe structure with fine pores.


0901-WH Black

C



**90**  
Slight sheen, fine-grained, resistant to dirt and fingerprints.


0901-90 Black



**WS Wooden Spirit**  
Matte wood stripe structure with a light sheen and strong 3D effect.

0901-WS Black

D




**EM Edelmatt**  
Naturally velvety touch, hard-wearing and very low-reflective.

0901-EM Black




**EW Elegant Wood**  
Elegant, fine-pore wood structure with matte look and feel and special in-depth effect.

0901-EW Black




**KS Keramos**  
Trend-free matte-gloss  
deep structure.

0901-KS Black




**TS Traceless Smooth**  
Satin-finished surface,  
resistant to dirt and  
fingerprints.

0901-TS Black




**RM Real Material**  
Matte, irregular stone  
structure, concrete  
pores, universally  
deployable.

0901-RM Black




**TL Traceless**  
Matte, slightly structured  
surface. Resistant to dirt  
and fingerprints.

0901-TL Black



**AJ Artists Joy**  
Look and feel of canvas,  
taken from the original.

0901-AJ Black



**HW High Wear**  
High-gloss and abra-  
sion-resistant.

0901-HW Black

A

B

C

D

# REload COLOURS

|   |                                                                                     |                                                                                     |                                                                                     |                                                                                      |                                                                                       |
|---|-------------------------------------------------------------------------------------|-------------------------------------------------------------------------------------|-------------------------------------------------------------------------------------|--------------------------------------------------------------------------------------|---------------------------------------------------------------------------------------|
| A |    |    |    |    |    |
|   | 0104-60<br>Traffic White                                                            | 0179-60<br>Arctic White                                                             | 6001-60<br>Ultra White                                                              | D 354-60<br>Designer White                                                           | 9417-60<br>Snow White                                                                 |
| B |   |   |   |   |   |
|   | 9402-60<br>Dazzling White                                                           | 0105-60<br>Pearl White                                                              | 0135-60<br>Rain                                                                     | 0140-60<br>Dawn                                                                      | D 431-60<br>Alabaster                                                                 |
| C |  |  |  |  |  |
|   | 0120-60<br>Transition                                                               | 0160-60<br>Silver Grey                                                              | 0168-60<br>Azul                                                                     | D 92-60<br>Dove Grey                                                                 | 1500N-60<br>Soft Grey                                                                 |
| D |  |  |  |  |  |
|   | D 73-60<br>Pewter                                                                   | 0150-60<br>Tin                                                                      | D 478-60<br>Amazon                                                                  | D 90-60<br>North Sea                                                                 | 0520-60<br>Beaver                                                                     |
| E |  |  |  |  |  |
|   | 10542-60<br>Storm                                                                   | D 91-60<br>Slate Grey                                                               | 10622-60<br>Ebony                                                                   | 0901-60<br>Black                                                                     | 0547-60<br>Chocolate                                                                  |

1

2

3

4

5

|                                                                                     |                                                                                     |                                                                                     |                                                                                      |                                                                                       |   |
|-------------------------------------------------------------------------------------|-------------------------------------------------------------------------------------|-------------------------------------------------------------------------------------|--------------------------------------------------------------------------------------|---------------------------------------------------------------------------------------|---|
|    |    |    |    |    | A |
| 0112-60<br>Ivory                                                                    | D 403-60<br>White Sand                                                              | 0439-60<br>Sunny                                                                    | D 435-60<br>Pongee                                                                   | D 432-60<br>Cashmere                                                                  |   |
|   |   |   |   |   | B |
| 1503-60<br>Putty                                                                    | 0147-60<br>Affinity                                                                 | 0531-60<br>Silica                                                                   | 0565-60<br>Antilope                                                                  | D 96-60<br>Shadow                                                                     |   |
|  |  |  |  |  | C |
| 0425-60<br>Primrose                                                                 | 0455-60<br>Lemon Peel                                                               | D 483-60<br>Yellow                                                                  | 0426-60<br>Sunflower                                                                 | 0465-60<br>Ochre                                                                      |   |
|  |  |  |  |  | D |
| 0441-60<br>Corn                                                                     | 0446-60<br>Gold                                                                     | 0424-60<br>Ceylon                                                                   | 0335-60<br>Orange                                                                    | 0340-60<br>Zinnia                                                                     |   |
|  |  |  |  |  | E |
| 0314-60<br>Paprika                                                                  | 1511-60<br>Mandarin Red                                                             | 0300-60<br>Infinity                                                                 | D 14-60<br>Port                                                                      | 0311-60<br>Marsala                                                                    |   |

6

7

8

9

10

# REload COLOURS

|   |                                                                                     |                                                                                     |                                                                                     |                                                                                      |                                                                                       |
|---|-------------------------------------------------------------------------------------|-------------------------------------------------------------------------------------|-------------------------------------------------------------------------------------|--------------------------------------------------------------------------------------|---------------------------------------------------------------------------------------|
| A |    |    |    |    |    |
|   | 0325-60<br>Lychee                                                                   | 0318-60<br>Rosy                                                                     | 0763-60<br>Ara                                                                      | D 319-60<br>Blue Ice                                                                 | 0724-60<br>Aqua                                                                       |
| B |   |   |   |   |   |
|   | 9501-60<br>Coral                                                                    | D 472-60<br>Bali Blue                                                               | D 416-60<br>Bluebonnet                                                              | 0744-60<br>Azur                                                                      | D 414-60<br>Shogun                                                                    |
| C |  |  |  |  |  |
|   | 0355-60<br>Candy                                                                    | 0741-60<br>Lilac                                                                    | D 473-60<br>Delft                                                                   | 0743-60<br>Pacific                                                                   | D 475-60<br>Baltic Sea                                                                |
| D |  |  |  |  |  |
|   | 0792-60<br>Plum                                                                     | 0312-60<br>Burgundy                                                                 | 0767-60<br>Majestic                                                                 | 9497-60<br>Ultramarine                                                               | 0760-60<br>Cobalt                                                                     |
| E |  |  |  |  |  |
|   | D 451-60<br>Fiesta Reef                                                             | 0798-60<br>Aubergine                                                                | 0777-60<br>Cornflower                                                               | 9440-60<br>Navy                                                                      | 9450-60<br>Teal                                                                       |

1

2

3

4

5

|                                                                                     |                                                                                     |                                                                                     |                                                                                      |                                                                                       |   |
|-------------------------------------------------------------------------------------|-------------------------------------------------------------------------------------|-------------------------------------------------------------------------------------|--------------------------------------------------------------------------------------|---------------------------------------------------------------------------------------|---|
|    |    |    |    |    | A |
| D 391-60<br>Cloud                                                                   | 0670-60<br>Jade                                                                     | 0603-60<br>Lime                                                                     | 0631-60<br>Absinth                                                                   | 0413-60<br>Zitrus                                                                     |   |
|   |   |   |   |   | B |
| 0602-60<br>Petrol                                                                   | D 362-60<br>Nile Green                                                              | 0626-60<br>Spring                                                                   | 0634-60<br>Delicious                                                                 | 0667-60<br>Mint                                                                       |   |
|  |  |  |  |  | C |
| D 378-60<br>Clear Teal                                                              | D 351-60<br>Tyrol Green                                                             | 0600-60<br>Button                                                                   | 9429-60<br>Parrot                                                                    | 0617-60<br>Bergamot                                                                   |   |
|  |  |  |  |  | D |
| D 419-60<br>Lagoon                                                                  | D 443-60<br>Tibetan Jade                                                            | 0630-60<br>Jardin                                                                   | 0640-60<br>Kiwi                                                                      | 0639-60<br>Carambola                                                                  |   |
|  |  |  |  |  | E |
| 9450-60<br>Teal                                                                     | D 421-60<br>Midori                                                                  | 0688-60<br>Avocado                                                                  | 0665-60<br>Moss                                                                      | 0625-60<br>May Green                                                                  |   |

6

7

8

9

10

# RESOPAL® Dancing Lines



2550-60  
Dancing Lines  
Snow White

1



2551-60  
Dancing Lines  
Snow White Red

2



2552-60  
Dancing Lines  
Dawn

3



2553-60  
Dancing Lines  
Shadow

4



2554-60  
Dancing Lines  
Silver Grey

5





Dancing Lines creates a consistent overall look thanks to a combination of decors in matching base and print colours and coordinating woods.



2555-60  
Dancing Lines  
Pewter

6



2556-60  
Dancing Lines  
Blue Ice

7



2557-60  
Dancing Lines  
Ebony

8



2558-60  
Dancing Lines  
Rosy

























9
























2559-60  
Dancing Lines  
Port

10

# REdefine WOODS

|   |                                                                                     |                                                                                     |                                                                                     |                                                                                      |                                                                                       |                                                                                       |
|---|-------------------------------------------------------------------------------------|-------------------------------------------------------------------------------------|-------------------------------------------------------------------------------------|--------------------------------------------------------------------------------------|---------------------------------------------------------------------------------------|---------------------------------------------------------------------------------------|
| A |    |    |    |    |    |    |
|   | 4022-EM<br>Arctic Pine                                                              | 4144-EM<br>White Wood                                                               | 4103-60<br>Tauern Larch                                                             | 4069-EW<br>Bergen Ash                                                                | 4369-60<br>Ambient Maple                                                              | 4209-EM<br>Ottawa Maple                                                               |
| B |  |  |  |  |  |  |
|   | 4046-EM<br>Nordic Dunes                                                             | 4471-60<br>White Acacia                                                             | 4145-EM<br>Creme Wood                                                               | 4367-EM<br>Sun Maple                                                                 | 4353-60<br>Fjord Birch                                                                | 4301-60<br>Platin Beech                                                               |
| C |  |  |  |  |  |  |
|   | 4055-EM<br>Essential Large A                                                        | 3044-EM<br>Essential Large B                                                        | 5066-EM<br>Essential Large C                                                        | 4104-EM<br>Visby Maple                                                               | 4067-EW<br>Tallinn Ash                                                                | 4448-EM<br>Unique Elm                                                                 |
| D |  |  |  |  |  |  |
|   | 4470-FW<br>Soft Elm                                                                 | 4105-FW<br>Plane Marked Maple                                                       | 4146-EM<br>Beige Wood                                                               | 4183-EM<br>Sugar Beech                                                               | 4165-WH<br>Solano Oak                                                                 | 4166-WH<br>Valley Oak                                                                 |
|   | 1                                                                                   | 2                                                                                   | 3                                                                                   | 4                                                                                    | 5                                                                                     | 6                                                                                     |

|                                                                                     |                                                                                     |                                                                                     |                                                                                       |                                                                                       |                                                                                       |   |
|-------------------------------------------------------------------------------------|-------------------------------------------------------------------------------------|-------------------------------------------------------------------------------------|---------------------------------------------------------------------------------------|---------------------------------------------------------------------------------------|---------------------------------------------------------------------------------------|---|
|    |    |    |    |    | A                                                                                     |   |
| 4370-EM<br>Display Maple                                                            | 4402-60<br>Gotland Cherry Quer                                                      | 4082-EW<br>Tundra Oak                                                               | 4081-EW<br>Glen Oak                                                                   | 4080-EW<br>Sunday Oak                                                                 |                                                                                       |   |
|  |  |  |  |                                                                                       | B                                                                                     |   |
| 4360-WH<br>Real Ash                                                                 | 4438-EM<br>Core Maple                                                               | 4023-EM<br>Essential Large A Quer                                                   | 4461-FW<br>Guadina Oak Quer                                                           |                                                                                       |                                                                                       |   |
|  |  |  |   |  |  | C |
| 4147-EM<br>Candy Wood                                                               | 4076-EM<br>Essential Oak                                                            | 4167-WH<br>Diego Oak                                                                | 4332-EM<br>Mono Deluxe                                                                | 4232-EM<br>Noce Lyon                                                                  | 4414-60<br>Finn Oak                                                                   |   |
|  |  |  |   |  |  | D |
| 4072-EM<br>Essential Light Beech                                                    | 4012-EW<br>Manarola Acacia                                                          | 4005-WH<br>Chalet Oak                                                               | 4344-EW<br>Rustic Oak                                                                 | 4083-EW<br>Honey Oak                                                                  | 4393-60<br>Coco Bolo                                                                  |   |

7

8

























9
























10

11

12

# REdefine WOODS

|   |                                                                                     |                                                                                     |                                                                                     |                                                                                      |                                                                                       |                                                                                       |
|---|-------------------------------------------------------------------------------------|-------------------------------------------------------------------------------------|-------------------------------------------------------------------------------------|--------------------------------------------------------------------------------------|---------------------------------------------------------------------------------------|---------------------------------------------------------------------------------------|
| A |    |    |    |    |    |    |
|   | 4306-60<br>Global Beech                                                             | 4325-EM<br>Eternal Cherry                                                           | 4176-EW<br>Sol Oak                                                                  | 4018-EW<br>Toronto Elm                                                               | 4148-EM<br>Soil Wood                                                                  | 4235-WH<br>Magas Oak                                                                  |
| B |  |  |  |  |  |  |
|   | 4047-EM<br>Lively Cherry                                                            | 4073-EM<br>Essential Beech                                                          | 4129-WH<br>Washy Elm                                                                | 4134-EM<br>Mississippi Pine                                                          | 4137-WH<br>Frantic                                                                    | 4136-WH<br>Driftwood                                                                  |
| C |  |  |  |  |  |  |
|   | 4356-60<br>Heart Apple                                                              | 4326-60<br>Morello Cherry                                                           | 4128-WH<br>Amarena Cherry                                                           | 4109-WH<br>Piave Cherry                                                              | 4123-WH<br>Cottage Pine                                                               | 4228-WH<br>Silver Oak                                                                 |
| D |  |  |  |  |  |  |
|   | 4485-WH<br>Dubai Ebony                                                              | 4447-EM<br>Noce Romantica                                                           | 4452-60<br>Noce Praline                                                             | 4168-WH<br>Pablo Oak                                                                 | 4399-WS<br>Tropic Reed                                                                | 4161-WH<br>Mystic Pine                                                                |
|   | 1                                                                                   | 2                                                                                   | 3                                                                                   | 4                                                                                    | 5                                                                                     | 6                                                                                     |

|                                                                                     |                                                                                     |                                                                                     |                                                                                      |                                                                                       |                                                                                       |   |
|-------------------------------------------------------------------------------------|-------------------------------------------------------------------------------------|-------------------------------------------------------------------------------------|--------------------------------------------------------------------------------------|---------------------------------------------------------------------------------------|---------------------------------------------------------------------------------------|---|
|    |    |    |    |    |                                                                                       | A |
| 4116-WH<br>Delicious Oak                                                            | 4463-FW<br>Avian Cherry Quer                                                        | 4007-HW<br>Noce Vero                                                                | 4007-60<br>Noce Vero                                                                 | 4006-60<br>Noce Savinelli                                                             |                                                                                       |   |
|  |  |  |  |  |  | B |
| 4289-FW<br>Vintage Oak                                                              | 4260-60<br>Noce Lugo                                                                | 4013-EW<br>Manarola Acacia<br>Brown                                                 | 4008-60<br>Noce Savinelli Grigio                                                     | 4019-EW<br>Michigan Elm                                                               | 4006-HW<br>Noce Savinelli                                                             |   |
|  |  |  |  |  |  | C |
| 4339-EW<br>Silver Pine                                                              | 4335-WH<br>Mountain Lodge                                                           | 4084-EW<br>Cornwall Oak                                                             | 4140-60<br>Night Wood                                                                | 4110-WH<br>Wenge Nakuru                                                               | 4388-60<br>Concept Oak                                                                |   |
|  |  |  |  |  |  | D |
| 4122-HW<br>Citynight                                                                | 4397-60<br>Macassar                                                                 | 4085-60<br>Black Oak                                                                | 4068-60<br>Night Ash                                                                 | 4490-HW<br>Zebrano Nightfall                                                          | 4408-FW<br>Milano Quer                                                                |   |

7

8

9

10

11


12

# REdefine STONES AND MATERIALS

A



3570-TS  
Marmo Bianco



3570-RM  
Marmo Bianco




3576-HW  
Emperador


B




4918-RM  
Corroda



3572-RM  
Samsara




3577-RM  
Marmo Nero



3577-HW  
Marmo Nero

C




4919-90  
Corroda Copper



2493-KS  
Remington Mine



3236-RM  
Eternal Iron




4915-RM  
Blue Steel


D




3547-60  
Scratch



3533-EM  
Ruby Limescale



4939-KS  
Patina Rock




3524-RM  
Colorado

1


2

3


4




3561-RM  
Essential Light Wall



3562-RM  
Essential Wall




3447-EM  
Cloudy Cement



3563-RM  
Monocrete

A



3514-RM  
Aragon Stone



3580-RM  
Aragon Grey




3580-AJ  
Aragon Grey


B



3207-EM  
Finery



4943-EM  
Empire Slate




4943-KS  
Empire Slate




3540-90  
Granic Vein


C




2486-60  
Luxor



4690-AJ  
Chain Stone



4689-AJ  
Chain Sand



3115-AJ  
Linen

D

5

6

7

8

# REstyle METALLICS AND METALS


A



4603-RM  
Metallic Art Gold



4602-RM  
Metallic Art Copper




2406-6M  
Light Copper



2406-HW  
Light Copper

B



4604-RM  
Metallic Art Platinum



2408-6M  
Rich Bronze



2408-HW  
Rich Bronze

C



2410-6M  
Grey Aluminium



2410-HW  
Grey Aluminium



2407-6M  
Natural Gold




2407-HW  
Natural Gold


D




2409-6M  
White Aluminium



2409-HW  
White Aluminium



2405-6M  
Powdered Nickel



2405-HW  
Powdered Nickel

1


2

3

4

The metallic decors are recommended for vertical application only.






3905-FG  
Matte Alu




3900-HG  
Chrome Gloss

A




3900-GB  
Brushed Alu



3903-AN  
Brushed Titanium

B



3900-LM  
Ribbed Alu

C



3900-SQ  
Cross Ribbed Alu

D





4055 Essential Large A decor from our coordinated surfaces collection

## COORDINATED SURFACES MFC/HPL

Resopal now offers a coordinated surfaces collection with virtually identical decorative surface designs made from melamine-faced chipboard (MFC) and high-pressure laminate (HPL) boards. These harmonised products can be used to create integrated room concepts in the same decor. The MFC sheets are available in 2800 x 2070 mm in the thicknesses 8 mm and 19 mm. As well as the popular 60 and EM surfaces, the innovative matte Elegant Wood (EW) fine-pore wood structure is available in both product systems. Information on matching ABS edges is available on our website.



# RESOPAL® MAGNETIC

The power of attraction. A metal film is pressed into RESOPAL Magnetic to give the board magnetic properties. Paper, photos and other flat objects can be attached to the surface of the coated board with magnets. The film is embedded in the Resopal and not just attached to the surface, so RESOPAL Magnetic has the same outstanding surface properties as all Resopal products. RESOPAL Magnetic is available in 3050 x 1220 x 1.2 mm and with the surfaces 20, 60 and EM.

# RESOPAL® PURE WHITE

Pure and perfect down to the last detail. The consistently white RESOPAL Pure White features white edges and a seamless look. Adjoining edges and joints are virtually invisible - even when the edge is machined - thanks to the white core. Ideal for creating homogeneous, virtually monolithic room elements. RESOPAL Pure White is easy to clean, hygienic and can even have an antibacterial finish as RESOPAL+HIPERCARE. Available in three shades of white: 0105 Pearl White, 9417 Snow White, and D354 Designer White.



## **AEON™** ENHANCED SCUFF AND ABRASION-RESISTANT PERFORMANCE TECHNOLOGY

Durable, lasting appeal. AEON is extremely robust and is three times more scuff and abrasion resistant than conventional laminates with similar surfaces. It is hard-wearing and insensitive to scratches and abrasion during transport, installation and use. Even glossy surfaces and dark colours thus retain their attractive appearance for a long time. This makes AEON perfectly suited for use in all areas where surfaces are subject to high stress.



**RESOPAL®**  
TRACELESS



Traceless is our answer to the continuously growing demands on surface haptics and performance.

DR. LUTZ REITZEL



In the kitchen, for furniture and walls: RESOPAL Traceless is a fascinating material with a velvety soft, warm texture and a seemingly endless depth of colour. This makes premium HPL surfaces ideal for interior applications with high design standards. Laminate has never been so sensual.

RESOPAL Traceless is not just elegant and warm - it is also extremely robust, durable and easy to clean: It is easy to remove dirt and grease marks from the HPL surface, which also features an anti-fingerprint coating to prevent fingerprints from forming in the first place.

Our Traceless collection includes 21 decors. RESOPAL Traceless is also available for all decors from the RESOPAL Collection from a minimum quantity of four boards per decor.

We now also offer a selection of RESOPAL Traceless Premium decors for horizontal applications with higher wear such as bars or worktops.



Dental practice "Smiledesigner-Lounge SailCity" in Bremerhaven

# RESOPAL® + HIPERCARE®

More than clean. RESOPAL+HIPERCARE (high performance care) actively helps to create a hygienic environment. It is antibacterial, which means that it has been proven to prevent the establishment and growth of the bacteria most commonly found on surfaces in clinical and other healthcare settings.

The active agents in HIPERCARE are dissolved in the melamine resin used to saturate the RESOPAL+HIPERCARE Resopal layer and are released on direct contact with the surface. As integral components of the material, they remain active for the entire period of use, even under high permanent load.

RESOPAL+HIPERCARE is suitable for use with foodstuffs and safe to use through to the point of disposal. The hygienic surface does not substitute cleaning, yet surfaces don't have to be cleaned as frequently, and less use of disinfectants is called for.





# INFOBOOK

34 MAKE TO ORDER

36 STOCK RANGE

MAKE TO ORDER

| APPLICATION AREA     | PRODUCT GROUP                       | DECORS                                                                                                                                                               | SIZES IN MM                                                                                                    | THICKNESS IN MM                                                                  | TEXTURE                                                                                                    |                                       |
|----------------------|-------------------------------------|----------------------------------------------------------------------------------------------------------------------------------------------------------------------|----------------------------------------------------------------------------------------------------------------|----------------------------------------------------------------------------------|------------------------------------------------------------------------------------------------------------|---------------------------------------|
| HPL                  | RESOPAL® HPL                        | 236 decors - see Resopal Collection                                                                                                                                  | 2180 x 915                                                                                                     | 0,6/0,8/1,0/1,2/2,0                                                              | 60, EM                                                                                                     |                                       |
|                      |                                     |                                                                                                                                                                      | 2180 x 1020                                                                                                    |                                                                                  | 60, EM, TL, TS                                                                                             |                                       |
|                      |                                     |                                                                                                                                                                      | 2180 x 1320                                                                                                    |                                                                                  | 60, EM                                                                                                     |                                       |
|                      |                                     |                                                                                                                                                                      | 2350 x 1320                                                                                                    | 0,6/0,8/1,0/1,2                                                                  | 60, EM, TL, TS                                                                                             |                                       |
|                      |                                     |                                                                                                                                                                      | 3050 x 1320                                                                                                    | 0,6/0,8/1,0/1,2/2,0                                                              | 20, 60, 90, AJ, EM, EW, FW, HW, PI, RM, TL, TS, WG, WH, WS, XX                                             |                                       |
|                      |                                     |                                                                                                                                                                      | 3650 x 1320                                                                                                    |                                                                                  | 20, 60, 90, AJ, EM, FW, HW, KS, TL, TS, WH, WS, XX                                                         |                                       |
|                      |                                     | 5200 x 1320                                                                                                                                                          | 0,6/0,8/1,0                                                                                                    | 20, 60, 90, AJ, EM, FW, KS, RM, WH, XX                                           |                                                                                                            |                                       |
|                      |                                     | 0105, 0120, 0140, 0160, 0300, 0531, 0901, 4006, 4103, 4104, 4183, 4209, 4228, 4306, 4325, 4339, 4344, 4360, 4414, 4452, 4461, 9417, 10622, D354, D435, D90, D92, D96 | 5200 x 1320<br>2600 x 1320                                                                                     | 0,8                                                                              | 60, EM, WH                                                                                                 |                                       |
| MFC                  | Coordinated Surfaces MFC            | 55 decors - see MFC collection                                                                                                                                       | 2800 x 2070                                                                                                    | 8/12/16/19/25/30                                                                 | 60, EM, EW                                                                                                 |                                       |
| Premium Products     | RESOPAL® Magnetic                   | 236 decors - see Resopal Collection                                                                                                                                  | 3050 x 1220                                                                                                    | 1,2                                                                              | 20, 60, EM                                                                                                 |                                       |
|                      | RESOPAL® Pure White (HPL)           | D354, 105, 9417                                                                                                                                                      | 3050 x 1320<br>3650 x 1320                                                                                     | 0,8/1,0/1,2<br>1,0                                                               | 20, 60, EM<br>HW                                                                                           |                                       |
|                      | RESOPAL® Pure White (Compact)       |                                                                                                                                                                      | 3050 x 1320<br>3650 x 1320                                                                                     | 6/8/10/12                                                                        | 60, EM                                                                                                     |                                       |
|                      | RESOPAL® +HIPERCARE®                | 236 decors - see Resopal Collection                                                                                                                                  | 2180 x 1020<br>3050 x 1320<br>3650 x 1320                                                                      | 0,8                                                                              | 60, EM<br>20, 60, 90, EM, EW, FW, HW, PI, RM, WG, WH, WS, XX<br>20, 60, 90, AJ, EM, FW, HW, KS, WH, WS, XX |                                       |
|                      | DURCON® Chemical Resistant SPC      | D00800, D00801, D00802                                                                                                                                               | 3645 x 1520<br>3645 x 970                                                                                      |                                                                                  | 6/10<br>13/16/20                                                                                           | FI<br>FI                              |
|                      | Motiv in RESOPAL®                   | Customized or artist collection                                                                                                                                      | 3050 x 1320 (Druck/Print: 3000 x 1300)                                                                         |                                                                                  | 1,0                                                                                                        | 60                                    |
|                      | Bonded boards and compact           | RESOPAL® Bonded Boards                                                                                                                                               | 236 decors - see Resopal Collection                                                                            | See standard substrate online <a href="http://www.resopal.de">www.resopal.de</a> |                                                                                                            | Depending on size<br>See HPL overview |
| RESOPAL® Compact     |                                     | 236 decors - see Resopal Collection                                                                                                                                  | 2180 x 915<br>2180 x 1020<br>2180 x 1320<br>3050 x 1320                                                        | 2/3/4/6/8/10/12/13/15/16/18/20/25                                                | 60, EM                                                                                                     |                                       |
|                      |                                     |                                                                                                                                                                      | 3650 x 1320<br>2180 x 1020<br>3050 x 1320                                                                      | 2/3/4/6/8/9/10/12/13/15/16/18/20<br>4/6/8/10/12/13/15/16/18/20/25                | 60                                                                                                         |                                       |
| Worktops             | ORIGINAL RESOPAL® Worktops          | 40 decors - see worktops collection                                                                                                                                  | 3650 x 600<br>5200 x 600<br>3650 x 900<br>5200 x 900<br>3650 x 1200<br>5200 x 1200<br>3650 x 640<br>5200 x 640 | 38                                                                               | Depending on decor<br>60, 90, EM, FW, KS, WH<br>See worktops collection                                    |                                       |
| Wet room elements    | RESOPAL SpaStyling® Board           | 56 decors - see SpaStyling® Collection online <a href="http://www.resopal.de">www.resopal.de</a>                                                                     | 3050 x 1320                                                                                                    | 7,8                                                                              | See SpaStyling® Collection                                                                                 |                                       |
|                      |                                     | 236 decors - see Resopal Collection                                                                                                                                  |                                                                                                                |                                                                                  | 20, 60, 90, EM, FW, HW, KS, PI, RM, WG, WH, WS, XX                                                         |                                       |
|                      | RESOPAL SpaStyling® Shower Elements | 3514, 3562, 3563, 4118, 4134, 4148, 4161, 4164, 4228, 4943, 9417                                                                                                     | Overview of sizes available online <a href="http://www.resopal.de">www.resopal.de</a>                          | 45 - 55                                                                          | FN                                                                                                         |                                       |
| Exterior application | RESOPAL® Facade                     | 63 decors - see Facade collection online <a href="http://www.resopal.de">www.resopal.de</a>                                                                          | 4320 x 1660<br>3660 x 1510<br>3070 x 1240<br>2600 x 2050                                                       | 6/8/10/12                                                                        | SI                                                                                                         |                                       |
|                      | RESOPAL® X-Line F (fire-resistant)  | 0112, 0118, 0132, 0154, 0150, 0160, 0433, 0441, 0439, 0602, 0603, 0651, 0670, 0744, D319, D377                                                                       | 3050 x 1320<br>3650 x 1320<br>2180 x 1020                                                                      | 6/8/10/12                                                                        | 60                                                                                                         |                                       |
|                      | RESOPAL® X-Line                     |                                                                                                                                                                      |                                                                                                                |                                                                                  |                                                                                                            |                                       |

EW texture is recommended for bright and middle colour shades.

**MAKE TO ORDER**

| MINIMUM ORDER QUANTITY                                           | STANDARD LEAD TIME                                                                                                           | REMARKS                                                                                                           |
|------------------------------------------------------------------|------------------------------------------------------------------------------------------------------------------------------|-------------------------------------------------------------------------------------------------------------------|
| 4                                                                | 10 working days up to 1,000 pieces, >1,000 pieces capacity check                                                             | Decors of the Doors Collection also available in WH; other versions on request                                    |
|                                                                  | 15 working days up to 1,000 pieces, >1,000 pieces capacity check                                                             | Also available in flame-retardant version (TS, TL: flame-retardant version on request)                            |
|                                                                  |                                                                                                                              | Decors of the Doors Collection also available in WH; other versions on request                                    |
|                                                                  | 10 working days up to 1,000 pieces, >1,000 pieces capacity check                                                             | Also available in flame-retardant version (TS, TL: flame-retardant version on request); other versions on request |
| 15 working days up to 1,000 pieces, >1,000 pieces capacity check |                                                                                                                              |                                                                                                                   |
| On request                                                       | On request                                                                                                                   | Other versions on request                                                                                         |
| 4                                                                | 15 working days up to 1,000 pieces, >1,000 pieces capacity check                                                             | Other versions on request                                                                                         |
| 4                                                                | 15 working days                                                                                                              | Other versions on request                                                                                         |
| 4                                                                | 15 working days                                                                                                              | Sanded on the back; other versions on request                                                                     |
| 4                                                                | 10 working days                                                                                                              |                                                                                                                   |
| 1                                                                | 15 working days                                                                                                              |                                                                                                                   |
| 4                                                                |                                                                                                                              |                                                                                                                   |
| 16 for printed decors,<br>100 for Resopal® Colours               | 15 working days                                                                                                              | Other versions on request                                                                                         |
| 16 (one pallet)                                                  | 20 working days                                                                                                              | Other versions on request                                                                                         |
| 8 (one pallet)                                                   |                                                                                                                              |                                                                                                                   |
| 1                                                                | On request                                                                                                                   |                                                                                                                   |
| 4                                                                | 10 working days for HPL (stock range) + standard substrate;<br>15 working days for HPL (make to order) + standard substrate  | Other versions on request                                                                                         |
| 4                                                                | 15 working days up to 300 pieces up to 8 mm; or 100 pieces from 10 mm, respectively; for bigger amounts lead time on request |                                                                                                                   |
| 1                                                                |                                                                                                                              |                                                                                                                   |
| 16 for rounded on one side                                       | 10 working days                                                                                                              | D-profile, radius 3mm; other versions on request                                                                  |
| 8 for rounded on one side                                        |                                                                                                                              | U-profile, radius 6mm; other versions on request                                                                  |
| 48 for rounded on two sides                                      |                                                                                                                              | Milled edge; other versions on request                                                                            |
|                                                                  |                                                                                                                              | D- and U-profile, radius 3 and 6mm; other versions on request                                                     |
| 2                                                                | 10 working days                                                                                                              | Other versions on request                                                                                         |
| 4                                                                | 15 working days                                                                                                              |                                                                                                                   |
| 1                                                                | 15 working days                                                                                                              |                                                                                                                   |
| 1                                                                | On request                                                                                                                   | B-s1, d0                                                                                                          |
| 4                                                                | 15 working days up to 300 pieces up to 8 mm; or 100 pieces from 10 mm, respectively; for bigger amounts lead time on request | B1 or B-s1, d0                                                                                                    |
|                                                                  |                                                                                                                              | B2 or D-s2, d0                                                                                                    |

STOCK RANGE

| DECO NUMBER             | TEXTURE | DECOR         | NCS CODE    | RAL          | FORMAT IN MM |           | THICKNESS IN MM | QUALITY | MINIMUM ORDER QUANTITY | HPL | TRACELESS | DOORS | COORDINATED SURFACES MFC | SPASTYLING BOARD | SPASTYLING FLOOR | WORKTOPS IDEAL | SPLASH BACK IDEAL |
|-------------------------|---------|---------------|-------------|--------------|--------------|-----------|-----------------|---------|------------------------|-----|-----------|-------|--------------------------|------------------|------------------|----------------|-------------------|
|                         |         |               |             |              | 3050x1320    | 2440x1220 |                 |         |                        |     |           |       |                          |                  |                  |                |                   |
| <b>RESOPAL® COLOURS</b> |         |               |             |              |              |           |                 |         |                        |     |           |       |                          |                  |                  |                |                   |
| 104                     | 60      | Traffic White | S 0502 R50B | 9003         | •            |           |                 |         |                        |     |           |       |                          |                  |                  |                |                   |
| 105                     | 60      | Pearl White   | S 0502 Y    | 9010         | •            |           |                 |         |                        |     |           |       |                          |                  |                  |                |                   |
| 105                     | 90      | Pearl White   | S 0502 Y    | 9010         |              |           |                 |         |                        |     |           |       |                          |                  |                  |                |                   |
| 105                     | HW      | Pearl White   | S 0502 Y    | 9010         |              |           |                 |         |                        |     |           |       |                          |                  |                  |                |                   |
| 112                     | 60      | Ivory         | S 0502 Y    | 1013         | •            |           |                 |         |                        |     |           |       |                          |                  |                  |                |                   |
| 120                     | 60      | Transition    | S 1500 N    | 7047         | •            |           |                 |         |                        |     |           |       |                          |                  |                  |                |                   |
| 135                     | 60      | Rain          | S 1002 G    | 7035/9018    | •            |           |                 |         |                        |     |           |       |                          |                  |                  |                |                   |
| 140                     | 60      | Dawn          | S 1002 Y    | 9002         | •            |           |                 |         |                        |     |           |       |                          |                  |                  |                |                   |
| 140                     | WG      | Dawn          | S 1002 Y    | 9002         |              |           |                 |         |                        |     |           |       |                          |                  |                  |                |                   |
| 140                     | TS      | Dawn          | S 1002 Y    | 9002         |              |           |                 |         |                        |     |           |       |                          |                  |                  |                |                   |
| 140                     | TL      | Dawn          | S 1002 Y    | 9002         |              |           |                 |         |                        |     |           |       |                          |                  |                  |                |                   |
| 147                     | 60      | Affinity      | S 2005 Y30R | 0958010      | •            |           |                 |         |                        |     |           |       |                          |                  |                  |                |                   |
| 147                     | TS      | Affinity      | S 2005 Y30R | 0958010      |              |           |                 |         |                        |     |           |       |                          |                  |                  |                |                   |
| 147                     | TL      | Affinity      | S 2005 Y30R | 0958010      |              |           |                 |         |                        |     |           |       |                          |                  |                  |                |                   |
| 150                     | 60      | Tin           | S 4502 Y    | 7030         | •            |           |                 |         |                        |     |           |       |                          |                  |                  |                |                   |
| 160                     | 60      | Silver Grey   | S 2000 N    | 7035/0008500 | •            |           |                 |         |                        |     |           |       |                          |                  |                  |                |                   |
| 160                     | 90      | Silver Grey   | S 2000 N    | 7035/0008500 |              |           |                 |         |                        |     |           |       |                          |                  |                  |                |                   |
| 160                     | TS      | Silver Grey   | S 2000 N    | 7035/0008500 |              |           |                 |         |                        |     |           |       |                          |                  |                  |                |                   |
| 160                     | TL      | Silver Grey   | S 2000 N    | 7035/0008500 |              |           |                 |         |                        |     |           |       |                          |                  |                  |                |                   |
| 168                     | 60      | Azul          | S 2005 R70B | 2608005      | •            |           |                 |         |                        |     |           |       |                          |                  |                  |                |                   |
| 179                     | 60      | Arctic White  | S 0603 R80B | 9003         | •            |           |                 |         |                        |     |           |       |                          |                  |                  |                |                   |
| 179                     | TS      | Arctic White  | S 0603 R80B | 9003         |              |           |                 |         |                        |     |           |       |                          |                  |                  |                |                   |
| 179                     | TL      | Arctic White  | S 0603 R80B | 9003         |              |           |                 |         |                        |     |           |       |                          |                  |                  |                |                   |
| 300                     | 60      | Infinity      | S 2070 Y90R | 3031/0304050 | •            |           |                 |         |                        |     |           |       |                          |                  |                  |                |                   |
| 310                     | HW      | Brick         | S 4550 Y70R | 504040       |              |           |                 |         |                        |     |           |       |                          |                  |                  |                |                   |
| 311                     | 60      | Marsala       | S 5040 R    | 3009         | •            |           |                 |         |                        |     |           |       |                          |                  |                  |                |                   |
| 312                     | 60      | Burgundy      | S 6030 R10B | 3602020      | •            |           |                 |         |                        |     |           |       |                          |                  |                  |                |                   |
| 314                     | 60      | Paprika       | S 2060 Y70R | 2001         | •            |           |                 |         |                        |     |           |       |                          |                  |                  |                |                   |
| 318                     | 60      | Rosy          | S 0515 Y90R | 0309005      | •            |           |                 |         |                        |     |           |       |                          |                  |                  |                |                   |
| 325                     | 60      | Lychee        | S 0520 Y90R | 0308020      | •            |           |                 |         |                        |     |           |       |                          |                  |                  |                |                   |
| 335                     | 60      | Orange        | S 1070 Y50R | 2012         | •            |           |                 |         |                        |     |           |       |                          |                  |                  |                |                   |
| 340                     | 60      | Zinnia        | S 3050 Y50R | 8023/0505050 | •            |           |                 |         |                        |     |           |       |                          |                  |                  |                |                   |
| 355                     | 60      | Candy         | S 1070 R10B | 0105050      | •            |           |                 |         |                        |     |           |       |                          |                  |                  |                |                   |
| 413                     | 60      | Citrus        | S 0520 G90Y | 0959030      | •            |           |                 |         |                        |     |           |       |                          |                  |                  |                |                   |
| 424                     | 60      | Ceylon        | S 1050 Y30R | 1017/1034    | •            |           |                 |         |                        |     |           |       |                          |                  |                  |                |                   |
| 425                     | 60      | Primrose      | S 1060 G90Y | 0958080      | •            |           |                 |         |                        |     |           |       |                          |                  |                  |                |                   |
| 426                     | 60      | Sunflower     | S 2070 Y10R | 0757060      | •            |           |                 |         |                        |     |           |       |                          |                  |                  |                |                   |
| 439                     | 60      | Sunny         | S 0510 Y10R | 0959020      | •            |           |                 |         |                        |     |           |       |                          |                  |                  |                |                   |
| 441                     | 60      | Corn          | S 0520 Y30R | 0709020      | •            |           |                 |         |                        |     |           |       |                          |                  |                  |                |                   |
| 446                     | 60      | Gold          | S 0530 Y20R | 0859030      | •            |           |                 |         |                        |     |           |       |                          |                  |                  |                |                   |
| 455                     | 60      | Lemon Peel    | S 0560 G90Y | 1016         | •            |           |                 |         |                        |     |           |       |                          |                  |                  |                |                   |
| 465                     | 60      | Ochre         | S 4030 Y20R | 1011         | •            |           |                 |         |                        |     |           |       |                          |                  |                  |                |                   |
| 520                     | 60      | Beaver        | S 8010 Y50R | 8014         | •            |           |                 |         |                        |     |           |       |                          |                  |                  |                |                   |
| 531                     | 60      | Silica        | S 3005 Y20R | 7032/0957010 | •            |           |                 |         |                        |     |           |       |                          |                  |                  |                |                   |
| 547                     | 60      | Chocolate     | S 8005 Y20R | 0602005      | •            |           |                 |         |                        |     |           |       |                          |                  |                  |                |                   |
| 547                     | TS      | Chocolate     | S 8005 Y20R | 0602005      |              |           |                 |         |                        |     |           |       |                          |                  |                  |                |                   |
| 547                     | TL      | Chocolate     | S 8005 Y20R | 0602005      |              |           |                 |         |                        |     |           |       |                          |                  |                  |                |                   |
| 565                     | 60      | Antilope      | S 3010 Y30R | 0607020      | •            |           |                 |         |                        |     |           |       |                          |                  |                  |                |                   |
| 600                     | 60      | Button        | S 2060 G20Y | 1406050      | •            |           |                 |         |                        |     |           |       |                          |                  |                  |                |                   |
| 602                     | 60      | Petrol        | S 2010 B50G | 2108010      | •            |           |                 |         |                        |     |           |       |                          |                  |                  |                |                   |

WITH PROTECTIVE FOIL

P = Postforming  
S = Standard  
D = D-Profile

\* May be split into 2 decors @ 80 pcs. ± 2 x 20m<sup>2</sup> ± 1 pallet

1) Postforming for RESOPAL® TRACELESS is limited. The smallest radius equals 10 times the thickness (e.g. 0.8 mm = ≥ 8 mm). We recommend a pre-test on the feasibility of postforming.

STOCK RANGE

STOCK RANGE

| DECOR NUMBER           | TEXTURE | DECOR                        | NCS CODE    | RAL          | HPL       |           | TRACELESS        | DOORS    |           |           | COORDINATED SURFACES MFC |           | SPASTYLING BOARD       | SPASTYLING FLOOR | WORKTOPS IDEAL | SPLASH BACK IDEAL | WITH PROTECTIVE FOIL |
|------------------------|---------|------------------------------|-------------|--------------|-----------|-----------|------------------|----------|-----------|-----------|--------------------------|-----------|------------------------|------------------|----------------|-------------------|----------------------|
|                        |         |                              |             |              | 3050x1320 | 2440x1220 | 3050x1320        | 2180x915 | 2180x1020 | 2180x1320 | 2600x1380                | 2800x2070 | 3050x1320              | 1245x200         | 3650x600       | 3650x900          |                      |
| FORMAT IN MM           |         |                              |             |              | 0,8       | 0,8       | 0,8              | 0,8      | 0,8       | 19        | 8                        | 7,8       | 5,4                    | 38               | 7,8            |                   |                      |
| THICKNESS IN MM        |         |                              |             |              | P         | P         |                  | S        | S         | S         | S                        | S         | S                      | D                |                |                   |                      |
| QUALITY                |         |                              |             |              | 1         | 1         | 1                | 1        | 1         | 20        | 14                       | 2         | 20*<br>PAKETE<br>PACKS | 1                | 1              |                   |                      |
| MINIMUM ORDER QUANTITY |         |                              |             |              |           |           |                  |          |           |           |                          |           |                        |                  |                |                   |                      |
| RESOPAL® COLOURS       |         |                              |             |              |           |           |                  |          |           |           |                          |           |                        |                  |                |                   |                      |
| 603                    | 60      | Lime                         | S 1020 G50Y | 1109220      | •         |           |                  |          |           |           |                          |           |                        |                  |                |                   |                      |
| 617                    | 60      | Bergamot                     | S 0570 G60Y | 1008060      | •         |           |                  | •        |           | •         |                          |           |                        |                  |                |                   |                      |
| 617                    | TS      | Bergamot                     | S 0570 G60Y | 1008060      |           |           | • <sup>1</sup>   |          |           |           |                          |           |                        |                  |                |                   |                      |
| 617                    | TL      | Bergamot                     | S 0570 G60Y | 1008060      |           |           | • <sup>1</sup>   |          |           |           |                          |           |                        |                  |                |                   |                      |
| 625                    | 60      | May Green                    | S 3030 G90Y | 0856050      | •         |           |                  |          |           |           |                          |           |                        |                  |                |                   |                      |
| 626                    | 60      | Spring                       | S 1030 G40Y | 1208030      | •         |           |                  |          |           |           |                          |           |                        |                  |                |                   |                      |
| 630                    | 60      | Jardin                       | S 4050 G10Y | 6001/1404040 | •         |           |                  |          |           |           |                          |           |                        |                  |                |                   |                      |
| 631                    | 60      | Absinth                      | S 0530 G60Y | 1109035      | •         |           |                  | •        |           |           |                          |           |                        |                  |                |                   |                      |
| 634                    | 60      | Delicious                    | S 1040 G60Y | 1108050      | •         |           |                  |          |           |           |                          |           |                        |                  |                |                   |                      |
| 639                    | 60      | Carambola                    | S 2060 G70Y | 1007060      | •         |           |                  | •        |           | •         |                          |           |                        |                  |                |                   |                      |
| 639                    | HW      | Carambola                    | S 2060 G70Y | 1007060      |           |           |                  |          |           |           |                          |           |                        |                  |                |                   | •                    |
| 640                    | 60      | Kiwi                         | S 3560 G70Y | 1005050      | •         |           |                  | •        |           |           |                          |           |                        |                  |                |                   |                      |
| 665                    | 60      | Moss                         | S 5020 G50Y | 1105020      | •         |           |                  |          |           |           |                          |           |                        |                  |                |                   |                      |
| 667                    | 60      | Mint                         | S 1010 G50Y | 1209010      | •         |           |                  |          |           |           |                          |           |                        |                  |                |                   |                      |
| 670                    | 60      | Jade                         | S 1020 B70G | 1708010      | •         |           |                  |          |           |           |                          |           |                        |                  |                |                   | •                    |
| 688                    | 60      | Avocado                      | S 5540 G30Y | 0856050      | •         |           |                  |          |           |           |                          |           |                        |                  |                |                   |                      |
| 724                    | 60      | Aqua                         | S 0510 R90B | 2409005      | •         |           |                  | •        |           |           |                          |           |                        |                  |                |                   |                      |
| 741                    | 60      | Lilac                        | S 3020 R30B | 4009         | •         |           |                  |          |           |           |                          |           |                        |                  |                |                   |                      |
| 743                    | 60      | Pacific                      | S 2050 R90B | 5012/2506035 | •         |           |                  |          |           |           |                          |           |                        |                  |                |                   |                      |
| 744                    | 60      | Azur                         | S 2030 R80B | 2607020      | •         |           |                  |          |           |           |                          |           |                        |                  |                |                   |                      |
| 760                    | 60      | Cobalt                       | S 4050 R80B | 5010/2603035 | •         |           |                  |          | •         |           |                          |           |                        |                  |                |                   |                      |
| 763                    | 60      | Ara                          | S 1020 R80B | 2608015      | •         |           |                  | •        |           |           |                          |           |                        |                  |                |                   |                      |
| 767                    | 60      | Majestic                     | S 4550 R70B | 2803035      | •         |           |                  | •        |           |           |                          |           |                        |                  |                |                   |                      |
| 777                    | 60      | Cornflower                   | S 8010 R70B | 5011         | •         |           |                  | •        |           | •         |                          |           |                        |                  |                |                   |                      |
| 777                    | TS      | Cornflower                   | S 8010 R70B | 5011         |           |           | • <sup>1</sup>   |          |           |           |                          |           |                        |                  |                |                   |                      |
| 777                    | TL      | Cornflower                   | S 8010 R70B | 5011         |           |           | • <sup>1</sup>   |          |           |           |                          |           |                        |                  |                |                   |                      |
| 781                    | 60      | Soiree                       | S 6020 R80B | 5000         | •         |           |                  |          |           |           |                          |           |                        |                  |                |                   |                      |
| 792                    | 60      | Plum                         | S 3060 R20B | 4004         | •         |           |                  |          |           |           |                          |           |                        |                  |                |                   |                      |
| 798                    | 60      | Aubergine                    | S 7020 R30B | 4007/3402015 | •         |           |                  |          |           |           |                          |           |                        |                  |                |                   |                      |
| 901                    | 60      | Black                        | S 9000 N    | 8022/9004    | •         |           |                  | •        | •         | •         |                          |           |                        |                  |                |                   |                      |
| 901                    | CS      | Black                        | S 9000 N    | 8022/9004    | •         |           |                  |          |           |           |                          |           |                        |                  |                |                   | •                    |
| 901                    | TS      | Black                        | S 9000 N    | 8022/9004    |           |           | • <sup>2,3</sup> |          |           |           |                          |           |                        |                  |                |                   |                      |
| 901                    | TL      | Black                        | S 9000 N    | 8022/9004    |           |           | • <sup>1</sup>   |          |           |           |                          |           |                        |                  |                |                   |                      |
| 1503                   | 60      | Putty                        | S 1505 Y10R | 1009010      | •         |           |                  |          |           |           |                          |           |                        |                  |                |                   |                      |
| 1511                   | 60      | Mandarin Red                 | S 2070 Y90R | 3000/3033    | •         |           |                  | •        |           |           |                          |           |                        |                  |                |                   |                      |
| 1511                   | TS      | Mandarin Red                 | S 2070 Y90R | 3000/3033    |           |           | • <sup>1</sup>   |          |           |           |                          |           |                        |                  |                |                   |                      |
| 1511                   | TL      | Mandarin Red                 | S 2070 Y90R | 3000/3033    |           |           | • <sup>1</sup>   |          |           |           |                          |           |                        |                  |                |                   |                      |
| 1570                   | 60      | Crystal White                | S 1005 R70B | 2709005      |           |           |                  | •        |           |           |                          |           |                        |                  |                |                   |                      |
| 6001                   | 60      | Ultra White                  | S 0505 R70B | 9003         | •         |           |                  |          |           |           |                          |           |                        |                  |                |                   |                      |
| 9402                   | 60      | Dazzling White               | S 1002 B    | 2609005      | •         |           |                  | •        |           |           |                          |           |                        |                  |                |                   |                      |
| 9417                   | 60      | Snow White                   | S 0500 N    | 9003         | •         |           |                  | •        | •         | •         | •                        |           |                        |                  |                |                   |                      |
| 9417                   | RM      | Snow White                   | S 0500 N    | 9003         |           |           |                  |          |           |           |                          | •         |                        |                  |                |                   |                      |
| 9417                   | KS      | Snow White                   | S 0500 N    | 9003         |           |           |                  |          |           |           |                          |           |                        |                  |                |                   |                      |
| 9417                   | TS      | Snow White                   | S 0500 N    | 9003         |           |           | • <sup>1</sup>   |          |           |           |                          |           |                        |                  |                |                   |                      |
| 9417                   | TL      | Snow White                   | S 0500 N    | 9003         |           |           | • <sup>1</sup>   |          |           |           |                          |           |                        |                  |                |                   |                      |
| G9417                  | TL      | Snow White (Pure White core) | S 0500 N    | 9003         |           |           | • <sup>2</sup>   |          |           |           |                          |           |                        |                  |                |                   |                      |
| G9417                  | TS      | Snow White (Pure White core) | S 0500 N    | 9003         |           |           | • <sup>2</sup>   |          |           |           |                          |           |                        |                  |                |                   |                      |
| 9429                   | 60      | Parrot                       | S 2050 G40Y | 1107060      | •         |           |                  |          |           |           |                          |           |                        |                  |                |                   |                      |
| 9429                   | HW      | Parrot                       | S 2050 G40Y | 1107060      |           |           |                  |          |           |           |                          | •         |                        |                  |                |                   | •                    |

STOCK RANGE

| DECOR NUMBER     | TEXTURE | DECOR          | NCS CODE    | RAL          | HPL             |           | TRACELESS      | DOORS                              |                        |           | COORDINATED SURFACES MFC |          | SPASTYLING BOARD       | SPASTYLING FLOOR | WORKTOPS IDEAL | SPLASH BACK IDEAL | WITH PROTECTIVE FOIL |
|------------------|---------|----------------|-------------|--------------|-----------------|-----------|----------------|------------------------------------|------------------------|-----------|--------------------------|----------|------------------------|------------------|----------------|-------------------|----------------------|
|                  |         |                |             |              | 3050x1320       | 2440x1220 | 3050x1320      | 2180x915<br>2180x1020<br>2180x1320 | 2600x1380              | 2800x2070 | 3050x1320                | 1245x200 | 3650x600<br>3650x900   | 3650x650         |                |                   |                      |
| FORMAT IN MM     |         |                |             |              | THICKNESS IN MM |           | QUALITY        |                                    | MINIMUM ORDER QUANTITY |           |                          |          |                        |                  |                |                   |                      |
|                  |         |                |             |              | 0,8             | 0,8       | 0,8            | 0,8                                | 0,8                    | 19        | 8                        | 7,8      | 5,4                    | 38               | 7,8            |                   |                      |
|                  |         |                |             |              | P               | P         |                | S                                  | S                      | S         | S                        | S        | S                      | D                |                |                   |                      |
|                  |         |                |             |              | 1               | 1         | 1              | 1                                  | 1                      | 20        | 14                       | 2        | 20*<br>PAKETE<br>PACKS | 1                | 1              |                   |                      |
| RESOPAL® COLOURS |         |                |             |              |                 |           |                |                                    |                        |           |                          |          |                        |                  |                |                   |                      |
| 9440             | 60      | Navy           | S 6030 R80B | 5013/2702025 | •               |           |                | •                                  |                        |           |                          |          |                        |                  |                |                   |                      |
| 9450             | 60      | Teal           | S 5040 B10G | 2203030      | •               |           |                | •                                  |                        |           |                          |          |                        |                  |                |                   |                      |
| 9497             | 60      | Ultramarine    | S 3060 R80B | 2604040      | •               |           |                |                                    |                        |           |                          |          |                        |                  |                |                   |                      |
| 9501             | 60      | Coral          | S 1040 Y80R | 0407040      | •               |           |                |                                    |                        |           |                          |          |                        |                  |                |                   |                      |
| 10542            | 60      | Storm          | S 6502 B    | 2604005      | •               |           |                |                                    |                        | •         |                          |          |                        |                  |                |                   |                      |
| 10622            | 60      | Ebony          | S 8000 N    | 7024/0003500 | •               |           |                | •                                  | •                      | •         | •                        |          |                        |                  |                |                   |                      |
| 10622            | KS      | Ebony          | S 8000 N    | 7024/0003500 |                 |           |                |                                    |                        |           |                          |          |                        |                  | •              |                   |                      |
| 10622            | 90      | Ebony          | S 8000 N    | 7024/0003500 |                 |           |                |                                    |                        |           |                          |          |                        |                  | •              |                   |                      |
| 10622            | TS      | Ebony          | S 8000 N    | 7024/0003500 |                 |           | • <sup>1</sup> |                                    |                        |           |                          |          |                        |                  |                |                   |                      |
| 10622            | TL      | Ebony          | S 8000 N    | 7024/0003500 |                 |           | • <sup>1</sup> |                                    |                        |           |                          |          |                        |                  |                |                   |                      |
| 1500N            | 60      | Soft Grey      | S 2502 Y    | 7044/808005  | •               |           |                | •                                  |                        | •         |                          |          |                        |                  |                |                   |                      |
| 1500N            | WG      | Soft Grey      | S 2502 Y    | 7044/808005  |                 |           |                |                                    |                        |           |                          |          |                        |                  |                | •                 |                      |
| 1500N            | RM      | Soft Grey      | S 2502 Y    | 7044/808005  |                 |           |                |                                    |                        |           |                          | •        |                        |                  |                |                   |                      |
| 1500N            | TS      | Soft Grey      | S 2502 Y    | 7044/808005  |                 |           | • <sup>1</sup> |                                    |                        |           |                          |          |                        |                  |                |                   |                      |
| 1500N            | TL      | Soft Grey      | S 2502 Y    | 7044/808005  |                 |           | • <sup>1</sup> |                                    |                        |           |                          |          |                        |                  |                |                   |                      |
| D14              | 60      | Port           | S 4550 Y90R | 3032/0303030 | •               |           |                | •                                  |                        | •         |                          |          |                        |                  |                |                   |                      |
| D14              | TS      | Port           | S 4550 Y90R | 3032/0303030 |                 |           | • <sup>1</sup> |                                    |                        |           |                          |          |                        |                  |                |                   |                      |
| D14              | TL      | Port           | S 4550 Y90R | 3032/0303030 |                 |           | • <sup>1</sup> |                                    |                        |           |                          |          |                        |                  |                |                   |                      |
| D319             | 60      | Blue Ice       | S 2020 R90B | 2507010      | •               |           |                |                                    |                        |           |                          |          |                        |                  |                |                   |                      |
| D351             | 60      | Tyrol Green    | S 3040 B50G | 5018/1906030 | •               |           |                |                                    |                        |           |                          |          |                        |                  |                |                   |                      |
| D354             | 60      | Designer White | S 0603 R80B | 9003         | •               |           |                | •                                  | •                      | •         |                          |          |                        |                  |                |                   |                      |
| D354             | CS      | Designer White | S 0603 R80B | 9003         | •               |           |                |                                    |                        |           |                          |          |                        |                  |                |                   | •                    |
| D362             | 60      | Nile Green     | S 2020 B70G | 6027/1808015 | •               |           |                |                                    |                        |           |                          |          |                        |                  |                |                   |                      |
| D378             | 60      | Clear Teal     | S 3020 B50G | 6034/2007015 | •               |           |                | •                                  |                        |           |                          |          |                        |                  |                |                   |                      |
| D391             | 60      | Cloud          | S 1010 R80B | 2509005      | •               |           |                | •                                  |                        |           |                          |          |                        |                  |                |                   |                      |
| D403             | 60      | White Sand     | S 1005 Y10R | 1013/909010  | •               |           |                |                                    |                        |           |                          |          |                        |                  |                |                   |                      |
| D414             | 60      | Shogun         | S 3020 R90B | 2506015      | •               |           |                |                                    |                        |           |                          |          |                        |                  |                |                   |                      |
| D416             | 60      | Bluebonnet     | S 3040 R80B | 2605030      | •               |           |                | •                                  |                        |           |                          |          |                        |                  |                |                   |                      |
| D419             | 60      | Lagoon         | S 4030 B30G | 2105020      | •               |           |                | •                                  |                        |           |                          |          |                        |                  |                |                   |                      |
| D421             | 60      | Midori         | S 6030 B70G | 6004/1903020 | •               |           |                |                                    |                        |           |                          |          |                        |                  |                |                   |                      |
| D431             | 60      | Alabaster      | S 0502 Y50R | 759205       | •               |           |                |                                    |                        |           |                          |          |                        |                  |                |                   |                      |
| D432             | 60      | Cashmere       | S 1005 Y50R | 0609005      | •               |           |                |                                    |                        |           |                          |          |                        |                  |                |                   |                      |
| D435             | 60      | Pongee         | S 0505 Y20R | 1015         | •               |           |                | •                                  | •                      |           |                          |          |                        |                  |                |                   |                      |
| D443             | 60      | Tibetan Jade   | S 4040 B50G | 1904030      | •               |           |                |                                    |                        |           |                          |          |                        |                  |                |                   |                      |
| D451             | 60      | Fiesta Reef    | S 3060 R10B | 4002/0203040 | •               |           |                |                                    |                        |           |                          |          |                        |                  |                |                   |                      |
| D472             | 60      | Bali Blue      | S 2030 R70B | 2806030      | •               |           |                |                                    |                        |           |                          |          |                        |                  |                |                   |                      |
| D473             | 60      | Delft          | S 3050 R75B | 2804040      | •               |           |                | •                                  |                        |           |                          |          |                        |                  |                |                   |                      |
| D475             | 60      | Baltic Sea     | S 4030 R90B | 5014/2505015 | •               |           |                |                                    |                        | •         |                          |          |                        |                  |                |                   |                      |
| D478             | 60      | Amazon         | S 4005 G80Y | 1006010      | •               |           |                |                                    |                        |           |                          |          |                        |                  |                |                   |                      |
| D483             | 60      | Yellow         | S 0560 Y    | 1018/858080  | •               |           |                | •                                  |                        |           |                          |          |                        |                  |                |                   |                      |
| D73              | 60      | Pewter         | S 4502 B    | 7001/7045    | •               |           |                | •                                  |                        |           |                          |          |                        |                  |                |                   |                      |
| D90              | 60      | North Sea      | S 5502 G    | 7037         | •               |           |                | •                                  | •                      | •         |                          |          |                        |                  |                |                   |                      |
| D90              | CS      | North Sea      | S 5502 G    | 7037         | •               |           |                |                                    |                        |           |                          |          |                        |                  |                |                   | •                    |
| D90              | TS      | North Sea      | S 5502 G    | 7037         |                 |           | • <sup>1</sup> |                                    |                        |           |                          |          |                        |                  |                |                   |                      |
| D90              | TL      | North Sea      | S 5502 G    | 7037         |                 |           | • <sup>1</sup> |                                    |                        |           |                          |          |                        |                  |                |                   |                      |
| D91              | 60      | Slate Grey     | S 8000 N    | 7022         | •               |           |                |                                    |                        | •         |                          |          |                        |                  |                |                   |                      |
| D92              | 60      | Dove Grey      | S 3000 N    | 7047         | •               |           |                | •                                  | •                      |           |                          |          |                        |                  |                |                   |                      |
| D96              | 60      | Shadow         | S 5005 Y50R | 7006         | •               |           |                | •                                  | •                      | •         | •                        |          |                        |                  |                |                   |                      |
| D96              | TS      | Shadow         | S 5005 Y50R | 7006         |                 |           | • <sup>1</sup> |                                    |                        |           |                          |          |                        |                  |                |                   |                      |
| D96              | TL      | Shadow         | S 5005 Y50R | 7006         |                 |           | • <sup>1</sup> |                                    |                        |           |                          |          |                        |                  |                |                   |                      |

P = Postforming  
S = Standard  
D = D-Profile

\* May be split into 2 decors @ 80 pcs. ± 2 x 20m<sup>2</sup> ± 1 pallet

1) Postforming for RESOPAL® TRACELESS is limited. The smallest radius equals 10 times the thickness (e.g. 0.8 mm = ≥ 8 mm). We recommend a pre-test on the feasibility of postforming.

2) Postforming not possible.  
3) Not available in flame-retardant version.

STOCK RANGE

STOCK RANGE

| DECOR NUMBER           | TEXTURE | DECOR                  | HPL       |           | TRACELESS      | DOORS    |           |           | COORDINATED SURFACES MFC |           | SPASTYLING BOARD       | SPASTYLING FLOOR | WORKTOPS IDEAL | SPLASH BACK IDEAL | WITH PROTECTIVE FOIL |
|------------------------|---------|------------------------|-----------|-----------|----------------|----------|-----------|-----------|--------------------------|-----------|------------------------|------------------|----------------|-------------------|----------------------|
|                        |         |                        | 3050x1320 | 2440x1220 | 3050x1320      | 2180x915 | 2180x1020 | 2180x1320 | 2600x1380                | 2800x2070 | 3050x1320              | 1245x200         | 3650x600       | 3650x900          |                      |
| FORMAT IN MM           |         |                        | 0,8       | 0,8       | 0,8            | 0,8      | 0,8       | 19        | 8                        | 7,8       | 5,4                    | 38               | 7,8            |                   |                      |
| THICKNESS IN MM        |         |                        | P         | P         |                | S        | S         | S         | S                        | S         | S                      | D                |                |                   |                      |
| QUALITY                |         |                        | 1         | 1         | 1              | 1        | 1         | 20        | 14                       | 2         | 20*<br>PAKETE<br>PACKS | 1                | 1              |                   |                      |
| MINIMUM ORDER QUANTITY |         |                        |           |           |                |          |           |           |                          |           |                        |                  |                |                   |                      |
| RESOPAL® WOODS         |         |                        |           |           |                |          |           |           |                          |           |                        |                  |                |                   |                      |
| 3044                   | EM      | Essential Large B      | •         |           |                |          |           |           |                          |           |                        |                  |                |                   |                      |
| 3044                   | 60      | Essential Large B      |           |           |                | •        |           |           |                          |           |                        |                  |                |                   |                      |
| 4005                   | WH      | Chalet Oak             | •         |           |                |          |           |           |                          |           |                        |                  |                |                   |                      |
| 4006                   | 60      | Noce Savinelli         | •         |           |                | •        | •         | •         |                          |           |                        |                  |                |                   |                      |
| 4006                   | HW      | Noce Savinelli         | •         |           |                |          |           |           |                          |           |                        |                  |                |                   |                      |
| 4006                   | TS      | Noce Savinelli         |           |           | • <sup>1</sup> |          |           |           |                          |           |                        |                  |                |                   |                      |
| 4006                   | TL      | Noce Savinelli         |           |           | • <sup>1</sup> |          |           |           |                          |           |                        |                  |                |                   |                      |
| 4007                   | 60      | Noce Vero              | •         |           |                | •        |           | •         |                          |           |                        |                  |                |                   |                      |
| 4007                   | HW      | Noce Vero              | •         |           |                |          |           |           |                          |           |                        |                  |                |                   |                      |
| 4008                   | 60      | Noce Savinelli Grigio  | •         |           |                |          |           |           |                          |           |                        |                  |                |                   |                      |
| 4012                   | EW      | Manarola Acacia        | •         |           |                |          |           |           |                          |           |                        |                  |                |                   |                      |
| 4013                   | EW      | Manarola Acacia Brown  | •         |           |                |          |           |           |                          |           |                        |                  |                |                   |                      |
| 4013                   | 60      | Manarola Acacia Brown  |           |           |                | •        |           |           |                          |           |                        |                  |                |                   |                      |
| 4018                   | EW      | Toronto Elm            | •         |           |                |          |           | •         |                          |           |                        |                  |                |                   |                      |
| 4019                   | EW      | Michigan Elm           | •         |           |                |          |           | •         |                          |           |                        |                  |                |                   |                      |
| 4022                   | EM      | Arctic Pine            | •         |           |                |          |           |           |                          |           |                        |                  |                |                   |                      |
| 4022                   | 60      | Arctic Pine            |           |           |                | •        |           |           |                          |           |                        |                  |                |                   |                      |
| 4023                   | 60      | Essential Large A Quer |           |           |                | •        |           |           |                          |           |                        |                  |                |                   |                      |
| 4023                   | EM      | Essential Large A Quer | •         |           |                |          |           |           |                          |           |                        |                  |                |                   |                      |
| 4046                   | EM      | Nordic Dunes           | •         |           |                |          |           | •         |                          |           |                        |                  |                |                   |                      |
| 4047                   | EM      | Lively Cherry          | •         |           |                |          |           |           |                          |           |                        |                  |                |                   |                      |
| 4055                   | EM      | Essential Large A      | •         |           |                |          |           | •         |                          |           |                        |                  |                |                   |                      |
| 4055                   | 60      | Essential Large A      |           |           |                | •        |           |           |                          |           |                        |                  |                |                   |                      |
| 4067                   | EW      | Tallinn Ash            | •         |           |                |          |           | •         |                          |           |                        |                  |                |                   |                      |
| 4067                   | 60      | Tallinn Ash            |           |           |                | •        |           |           |                          |           |                        |                  |                |                   |                      |
| 4068                   | 60      | Night Ash              | •         |           |                | •        |           | •         |                          |           |                        |                  |                |                   |                      |
| 4069                   | EW      | Bergen Ash             | •         |           |                |          |           | •         |                          |           |                        |                  |                |                   |                      |
| 4069                   | 60      | Bergen Ash             |           |           |                | •        |           |           |                          |           |                        |                  |                |                   |                      |
| 4072                   | EM      | Essential Light Beech  | •         |           |                |          |           | •         |                          |           |                        |                  |                |                   |                      |
| 4073                   | EM      | Essential Beech        | •         |           |                |          |           |           |                          |           |                        |                  |                |                   |                      |
| 4073                   | 60      | Essential Beech        |           |           |                | •        |           |           |                          |           |                        |                  |                |                   |                      |
| 4076                   | EM      | Essential Oak          | •         |           |                |          |           | •         |                          |           |                        |                  |                |                   |                      |
| 4076                   | 60      | Essential Oak          |           |           |                | •        |           |           |                          |           |                        |                  |                |                   |                      |
| 4080                   | EW      | Sunday Oak             | •         |           |                |          |           | •         |                          |           |                        |                  |                |                   |                      |
| 4080                   | 60      | Sunday Oak             |           |           |                | •        |           |           |                          |           |                        |                  |                |                   |                      |
| 4080                   | EM      | Sunday Oak             |           |           |                |          |           |           |                          | •         |                        |                  |                |                   |                      |
| 4081                   | EW      | Glen Oak               | •         |           |                |          |           | •         |                          |           |                        |                  |                |                   |                      |
| 4081                   | 60      | Glen Oak               |           |           |                | •        |           |           |                          |           |                        |                  |                |                   |                      |
| 4082                   | EW      | Tundra Oak             | •         |           |                |          |           | •         |                          |           |                        |                  |                |                   |                      |
| 4082                   | 60      | Tundra Oak             |           |           |                | •        |           |           |                          |           |                        |                  |                |                   |                      |
| 4082                   | EM      | Tundra Oak             |           |           |                |          |           |           |                          | •         |                        |                  |                |                   |                      |
| 4083                   | EW      | Honey Oak              | •         |           |                |          |           | •         |                          |           |                        |                  |                |                   |                      |
| 4084                   | EW      | Cornwall Oak           | •         |           |                |          |           | •         |                          |           |                        |                  |                |                   |                      |
| 4084                   | 60      | Cornwall Oak           |           |           |                | •        |           |           |                          |           |                        |                  |                |                   |                      |
| 4085                   | 60      | Black Oak              | •         |           |                |          |           |           |                          |           |                        |                  |                |                   |                      |
| 4103                   | 60      | Tauern Larch           | •         |           |                | •        | •         |           |                          |           |                        |                  |                |                   |                      |
| 4104                   | EM      | Visby Maple            | •         |           |                |          |           |           |                          |           |                        |                  |                |                   |                      |
| 4104                   | 60      | Visby Maple            |           |           |                | •        | •         |           |                          |           |                        |                  |                |                   |                      |
| 4105                   | FW      | Plane Marked Maple     | •         |           |                |          |           |           |                          |           |                        | •                |                |                   |                      |
| 4105                   | 60      | Plane Marked Maple     |           |           |                | •        |           |           |                          |           |                        |                  |                |                   |                      |

STOCK RANGE

| DECOR NUMBER          | TEXTURE | DECOR              | HPL             |           | TRACELESS | DOORS          |                        |           | COORDINATED SURFACES MFC |           | SPASTYLING BOARD       | SPASTYLING FLOOR | WORKTOPS IDEAL | SPLASH BACK IDEAL | WITH PROTECTIVE FOIL |
|-----------------------|---------|--------------------|-----------------|-----------|-----------|----------------|------------------------|-----------|--------------------------|-----------|------------------------|------------------|----------------|-------------------|----------------------|
|                       |         |                    | 3050x1320       | 2440x1220 | 3050x1320 | 2180x915       | 2180x1020              | 2180x1320 | 2600x1380                | 2800x2070 | 3050x1320              | 1245x200         | 3650x600       | 3650x900          |                      |
| FORMAT IN MM          |         |                    | THICKNESS IN MM |           | QUALITY   |                | MINIMUM ORDER QUANTITY |           |                          |           |                        |                  |                |                   |                      |
|                       |         |                    | 0,8             | 0,8       | 0,8       | 0,8            | 0,8                    | 19        | 8                        | 7,8       | 5,4                    | 38               | 7,8            |                   |                      |
|                       |         |                    | P               | P         |           | S              | S                      | S         | S                        | S         | S                      | D                |                |                   |                      |
|                       |         |                    | 1               | 1         | 1         | 1              | 1                      | 20        | 14                       | 2         | 20*<br>PAKETE<br>PACKS | 1                | 1              |                   |                      |
| <b>RESOPAL® WOODS</b> |         |                    |                 |           |           |                |                        |           |                          |           |                        |                  |                |                   |                      |
| 4109                  | WH      | Piave Cherry       | •               |           |           |                |                        |           |                          |           |                        |                  |                |                   |                      |
| 4109                  | 60      | Piave Cherry       |                 |           |           | •              |                        |           |                          |           |                        |                  |                |                   |                      |
| 4110                  | WH      | Wenge Nakuru       | •               |           |           |                |                        |           |                          |           |                        |                  |                |                   |                      |
| 4110                  | 60      | Wenge Nakuru       |                 |           |           | •              |                        |           |                          |           |                        |                  |                |                   |                      |
| 4116                  | WH      | Delicious Oak      | •               |           |           |                |                        |           |                          |           |                        |                  | •              |                   |                      |
| 4118                  | EM      | Novara Elm         |                 |           |           |                |                        |           |                          | •         |                        |                  |                |                   |                      |
| 4118                  | FN      | Novara Elm         |                 |           |           |                |                        |           |                          |           | •                      |                  |                |                   |                      |
| 4122                  | HW      | Citynight          | •               |           |           |                |                        |           |                          |           |                        |                  |                |                   |                      |
| 4123                  | WH      | Cottage Pine       | •               |           |           |                |                        |           |                          |           |                        |                  |                |                   |                      |
| 4123                  | 60      | Cottage Pine       |                 |           |           | •              |                        |           |                          |           |                        |                  |                |                   |                      |
| 4128                  | WH      | Amarena Cherry     | •               |           |           |                |                        |           |                          |           |                        |                  |                |                   |                      |
| 4128                  | 60      | Amarena Cherry     |                 |           |           | •              |                        |           |                          |           |                        |                  |                |                   |                      |
| 4129                  | WH      | Washy Elm          | •               |           |           |                |                        |           |                          |           |                        |                  |                |                   |                      |
| 4134                  | EM      | Mississippi Pine   | •               |           |           |                |                        |           |                          | •         |                        |                  | •              |                   |                      |
| 4134                  | FN      | Mississippi Pine   |                 |           |           |                |                        |           |                          |           | •                      |                  |                |                   |                      |
| 4136                  | WH      | Driftwood          | •               |           |           |                |                        |           |                          |           |                        | •                |                |                   |                      |
| 4137                  | WH      | Frantic            | •               |           |           |                |                        |           |                          |           |                        |                  |                |                   |                      |
| 4138                  | KS      | Masterpiece Sepia  |                 |           |           |                |                        |           |                          |           |                        |                  |                | •                 |                      |
| 4139                  | KS      | Masterpiece Bianco |                 |           |           |                |                        |           |                          |           |                        |                  |                | •                 |                      |
| 4140                  | 60      | Night Wood         | •               |           |           |                |                        | •         |                          |           |                        |                  |                |                   |                      |
| 4140                  | TS      | Night Wood         |                 |           |           | • <sup>1</sup> |                        |           |                          |           |                        |                  |                |                   |                      |
| 4140                  | TL      | Night Wood         |                 |           |           | • <sup>1</sup> |                        |           |                          |           |                        |                  |                |                   |                      |
| 4144                  | EM      | White Wood         | •               |           |           |                |                        | •         |                          |           |                        |                  |                |                   |                      |
| 4145                  | EM      | Creme Wood         | •               |           |           |                |                        | •         |                          |           |                        |                  |                |                   |                      |
| 4145                  | TS      | Creme Wood         |                 |           |           | • <sup>1</sup> |                        |           |                          |           |                        |                  |                |                   |                      |
| 4145                  | TL      | Creme Wood         |                 |           |           | • <sup>1</sup> |                        |           |                          |           |                        |                  |                |                   |                      |
| 4146                  | EM      | Beige Wood         | •               |           |           |                |                        |           |                          |           |                        |                  |                |                   |                      |
| 4147                  | EM      | Candy Wood         | •               |           |           |                |                        | •         |                          |           |                        |                  |                |                   |                      |
| 4148                  | EM      | Soil Wood          | •               |           |           |                |                        | •         |                          | •         |                        |                  |                |                   |                      |
| 4148                  | FN      | Soil Wood          |                 |           |           |                |                        |           |                          |           | •                      |                  |                |                   |                      |
| 4159                  | WH      | Shabby White       |                 |           |           |                |                        |           |                          |           |                        |                  |                | •                 |                      |
| 4161                  | WH      | Mystic Pine        | •               |           |           |                |                        |           |                          | •         |                        |                  |                |                   |                      |
| 4161                  | FN      | Mystic Pine        |                 |           |           |                |                        |           |                          |           | •                      |                  |                |                   |                      |
| 4164                  | EM      | Country Oak        |                 |           |           |                |                        |           |                          | •         |                        |                  |                |                   |                      |
| 4164                  | FN      | Country Oak        |                 |           |           |                |                        |           |                          |           | •                      |                  |                |                   |                      |
| 4165                  | WH      | Solano Oak         | •               |           |           |                |                        |           |                          |           |                        |                  |                | •                 |                      |
| 4165                  | 60      | Solano Oak         |                 |           |           | •              |                        |           |                          |           |                        |                  |                |                   |                      |
| 4166                  | WH      | Valley Oak         | •               |           |           |                |                        |           |                          |           |                        |                  |                |                   |                      |
| 4166                  | EW      | Valley Oak         |                 |           |           |                |                        | •         |                          |           |                        |                  |                |                   |                      |
| 4167                  | WH      | Diego Oak          | •               |           |           |                |                        |           |                          |           |                        |                  |                | •                 |                      |
| 4168                  | WH      | Pablo Oak          | •               |           |           |                |                        |           |                          |           |                        |                  |                |                   |                      |
| 4168                  | 60      | Pablo Oak          |                 |           |           | •              |                        |           |                          |           |                        |                  |                |                   |                      |
| 4168                  | EW      | Pablo Oak          |                 |           |           |                |                        | •         |                          |           |                        |                  |                |                   |                      |
| 4176                  | EW      | Sol Oak            | •               |           |           |                |                        |           |                          |           |                        |                  |                |                   |                      |
| 4177                  | WH      | Capitol Pine       |                 |           |           |                |                        |           |                          |           |                        |                  |                | •                 |                      |
| 4181                  | WH      | Cerasum Mare       |                 |           |           |                |                        |           |                          |           |                        |                  |                | •                 |                      |
| 4182                  | 60      | Complex Oak        |                 |           |           |                |                        |           |                          |           |                        |                  |                | •                 |                      |
| 4183                  | EM      | Sugar Beech        | •               |           |           |                |                        | •         |                          |           |                        |                  |                |                   |                      |
| 4183                  | 60      | Sugar Beech        |                 |           |           | •              | •                      |           |                          |           |                        |                  |                |                   |                      |
| 4209                  | EM      | Ottawa Maple       | •               |           |           |                |                        | •         | •                        |           |                        |                  |                |                   |                      |

P = Postforming  
S = Standard  
D = D-Profile

\* May be split into 2 decors @ 80 pcs. ± 2 x 20m<sup>2</sup> ± 1 pallet

1) Postforming for RESOPAL® TRACELESS is limited. The smallest radius equals 10 times the thickness (e.g. 0.8 mm = ≥ 8 mm). We recommend a pre-test on the feasibility of postforming.



STOCK RANGE

STOCK RANGE

| DECOR NUMBER           | TEXTURE | DECOR               | HPL       |           | TRACELESS | DOORS    |           |           | COORDINATED SURFACES MFC |           | SPASTYLING BOARD       | SPASTYLING FLOOR | WORKTOPS IDEAL | SPLASH BACK IDEAL | WITH PROTECTIVE FOIL |
|------------------------|---------|---------------------|-----------|-----------|-----------|----------|-----------|-----------|--------------------------|-----------|------------------------|------------------|----------------|-------------------|----------------------|
|                        |         |                     | 3050x1320 | 2440x1220 | 3050x1320 | 2180x915 | 2180x1020 | 2180x1320 | 2600x1380                | 2800x2070 | 3050x1320              | 1245x200         | 3650x600       | 3650x900          |                      |
| FORMAT IN MM           |         |                     | 0,8       | 0,8       | 0,8       | 0,8      | 0,8       | 19        | 8                        | 7,8       | 5,4                    | 38               | 7,8            |                   |                      |
| THICKNESS IN MM        |         |                     | P         | P         |           | S        | S         | S         | S                        | S         | S                      | D                |                |                   |                      |
| QUALITY                |         |                     | 1         | 1         | 1         | 1        | 1         | 20        | 14                       | 2         | 20*<br>PAKETE<br>PACKS | 1                | 1              |                   |                      |
| MINIMUM ORDER QUANTITY |         |                     |           |           |           |          |           |           |                          |           |                        |                  |                |                   |                      |
| RESOPAL® WOODS         |         |                     |           |           |           |          |           |           |                          |           |                        |                  |                |                   |                      |
| 4209                   | 60      | Ottawa Maple        |           |           |           | •        | •         |           |                          |           |                        |                  |                |                   |                      |
| 4228                   | WH      | Silver Oak          | •         |           |           |          |           |           |                          |           |                        |                  |                |                   |                      |
| 4228                   | 60      | Silver Oak          |           |           |           | •        |           |           |                          |           |                        |                  |                |                   |                      |
| 4228                   | EM      | Silver Oak          |           |           |           |          | •         |           |                          | •         |                        |                  |                |                   |                      |
| 4228                   | FN      | Silver Oak          |           |           |           |          |           |           |                          |           | •                      |                  |                |                   |                      |
| 4232                   | EM      | Noce Lyon           | •         |           |           |          |           |           |                          |           |                        |                  |                |                   |                      |
| 4232                   | 60      | Noce Lyon           |           |           |           | •        |           |           |                          |           |                        |                  |                |                   |                      |
| 4235                   | WH      | Magas Oak           | •         |           |           |          |           |           |                          |           |                        |                  |                |                   |                      |
| 4235                   | 60      | Magas Oak           |           |           |           | •        |           |           |                          |           |                        |                  |                |                   |                      |
| 4260                   | 60      | Noce Lugo           | •         |           |           | •        |           |           |                          |           |                        |                  |                |                   |                      |
| 4265                   | 60      | Nutshell            |           |           |           |          |           |           |                          |           |                        |                  |                | •                 |                      |
| 4282                   | WH      | Delicate Oak        |           |           |           |          |           |           |                          |           |                        |                  |                | •                 |                      |
| 4289                   | FW      | Vintage Oak         | •         |           |           |          |           |           |                          |           |                        |                  |                | •                 |                      |
| 4301                   | 60      | Platin Beech        | •         |           |           | •        |           |           |                          |           |                        |                  |                |                   |                      |
| 4306                   | 60      | Global Beech        | •         |           |           | •        | •         |           |                          |           |                        |                  |                |                   |                      |
| 4306                   | EM      | Global Beech        |           |           |           |          |           | •         | •                        |           |                        |                  |                |                   |                      |
| 4319                   | WH      | Mountain Oak        |           |           |           |          |           |           |                          |           |                        |                  |                | •                 |                      |
| 4325                   | EM      | Eternal Cherry      | •         |           |           |          |           |           |                          |           |                        |                  |                |                   |                      |
| 4325                   | 60      | Eternal Cherry      |           |           |           | •        | •         |           |                          |           |                        |                  |                |                   |                      |
| 4326                   | 60      | Morello Cherry      | •         |           |           |          |           |           |                          |           |                        |                  |                |                   |                      |
| 4332                   | EM      | Mono Deluxe         | •         |           |           |          |           |           |                          |           |                        |                  |                |                   |                      |
| 4332                   | 60      | Mono Deluxe         | •         |           |           | •        |           |           |                          |           |                        |                  |                |                   |                      |
| 4335                   | WH      | Mountain Lodge      | •         |           |           |          |           |           |                          |           |                        |                  |                |                   |                      |
| 4335                   | 60      | Mountain Lodge      |           |           |           | •        |           |           |                          |           |                        |                  |                |                   |                      |
| 4339                   | EW      | Silver Pine         | •         |           |           |          |           | •         |                          |           |                        |                  |                |                   |                      |
| 4339                   | 60      | Silver Pine         |           |           |           | •        | •         |           |                          |           |                        |                  |                |                   |                      |
| 4339                   | WH      | Silver Pine         |           |           |           |          |           |           |                          |           |                        |                  |                | •                 |                      |
| 4344                   | EW      | Rustic Oak          | •         |           |           |          |           |           |                          |           |                        |                  |                |                   |                      |
| 4344                   | 60      | Rustic Oak          |           |           |           | •        | •         |           |                          |           |                        |                  |                |                   |                      |
| 4353                   | 60      | Fjord Birch         | •         |           |           | •        |           |           |                          |           |                        |                  |                |                   |                      |
| 4356                   | 60      | Heart Apple         | •         |           |           |          |           |           |                          |           |                        |                  |                |                   |                      |
| 4360                   | WH      | Real Ash            | •         |           |           |          |           |           |                          |           |                        |                  |                |                   |                      |
| 4360                   | 60      | Real Ash            |           |           |           | •        | •         |           |                          |           |                        |                  |                |                   |                      |
| 4367                   | EM      | Sun Maple           | •         |           |           |          |           |           |                          |           |                        |                  |                |                   |                      |
| 4367                   | 60      | Sun Maple           |           |           |           | •        |           |           |                          |           |                        |                  |                |                   |                      |
| 4369                   | 60      | Ambient Maple       | •         |           |           |          |           |           |                          |           |                        |                  |                |                   |                      |
| 4370                   | EM      | Display Maple       | •         |           |           |          |           |           |                          |           |                        |                  |                |                   |                      |
| 4388                   | 60      | Concept Oak         | •         |           |           |          |           |           |                          |           |                        |                  |                |                   |                      |
| 4393                   | 60      | Coco Bolo           | •         |           |           |          |           | •         |                          |           |                        |                  |                |                   |                      |
| 4397                   | 60      | Macassar            | •         |           |           | •        |           | •         |                          |           |                        |                  |                |                   |                      |
| 4399                   | WS      | Tropic Reed         | •         |           |           |          |           |           |                          |           |                        |                  |                |                   |                      |
| 4402                   | 60      | Gotland Cherry Quer | •         |           |           | •        |           |           |                          |           |                        |                  |                |                   |                      |
| 4408                   | FW      | Milano Qwear        | •         |           |           |          |           |           |                          |           |                        |                  |                |                   |                      |
| 4408                   | 60      | Milano Qwear        |           |           |           | •        |           |           |                          |           |                        |                  |                |                   |                      |
| 4414                   | 60      | Finn Oak            | •         |           |           | •        | •         |           |                          |           |                        |                  |                |                   |                      |
| 4438                   | EM      | Core Maple          | •         |           |           |          |           |           |                          |           |                        |                  |                |                   |                      |
| 4438                   | 60      | Core Maple          |           |           |           | •        |           |           |                          |           |                        |                  |                | •                 |                      |
| 4447                   | EM      | Noce Romantica      | •         |           |           |          |           |           |                          |           |                        |                  |                |                   |                      |
| 4447                   | 60      | Noce Romantica      |           |           |           | •        |           |           |                          |           |                        |                  |                |                   |                      |
| 4448                   | EM      | Unique Elm          | •         |           |           |          |           |           |                          |           |                        |                  |                |                   |                      |

**STOCK RANGE**

| DECOR NUMBER                         | TEXTURE | DECOR              | HPL          |           | TRACELESS       | DOORS                              |           | COORDINATED SURFACES MFC |                        | SPASTYLING BOARD | SPASTYLING FLOOR     | WORKTOPS IDEAL | SPLASH BACK IDEAL | WITH PROTECTIVE FOIL |
|--------------------------------------|---------|--------------------|--------------|-----------|-----------------|------------------------------------|-----------|--------------------------|------------------------|------------------|----------------------|----------------|-------------------|----------------------|
|                                      |         |                    | 3050x1320    | 2440x1220 | 3050x1320       | 2180x915<br>2180x1020<br>2180x1320 | 2600x1380 | 2800x2070                | 3050x1320              | 1245x200         | 3650x600<br>3650x900 | 3650x650       |                   |                      |
|                                      |         |                    | FORMAT IN MM |           | THICKNESS IN MM |                                    | QUALITY   |                          | MINIMUM ORDER QUANTITY |                  |                      |                |                   |                      |
| <b>RESOPAL® WOODS</b>                |         |                    |              |           |                 |                                    |           |                          |                        |                  |                      |                |                   |                      |
| 4448                                 | 60      | Unique Elm         |              |           | •               |                                    |           |                          |                        |                  |                      |                |                   |                      |
| 4452                                 | 60      | Noce Praline       | •            |           | •               | •                                  | •         |                          |                        |                  |                      |                |                   |                      |
| 4461                                 | FW      | Guadina Oak Quer   | •            |           |                 | •                                  | •         |                          |                        |                  |                      |                |                   |                      |
| 4461                                 | 60      | Guadina Oak Quer   |              |           |                 | •                                  | •         |                          |                        |                  |                      |                |                   |                      |
| 4463                                 | FW      | Avian Cherry Qwear | •            |           |                 |                                    |           |                          |                        |                  |                      |                |                   |                      |
| 4463                                 | 60      | Avian Cherry Qwear |              |           |                 | •                                  |           |                          |                        |                  |                      |                |                   |                      |
| 4470                                 | FW      | Soft Elm           | •            |           |                 |                                    |           |                          |                        |                  |                      |                |                   |                      |
| 4470                                 | 60      | Soft Elm           |              |           |                 | •                                  |           |                          |                        |                  |                      |                |                   |                      |
| 4471                                 | 60      | White Acacia       | •            |           |                 |                                    |           |                          |                        |                  |                      |                |                   |                      |
| 4475                                 | WH      | Vintage Festival   |              |           |                 |                                    |           |                          |                        |                  |                      | •              |                   |                      |
| 4485                                 | WH      | Dubai Ebony        | •            |           |                 |                                    |           |                          |                        |                  |                      | •              |                   |                      |
| 4485                                 | 60      | Dubai Ebony        |              |           |                 | •                                  |           |                          |                        |                  |                      | •              |                   |                      |
| 4490                                 | HW      | Zebrano Nightfall  | •            |           |                 |                                    |           |                          |                        |                  |                      |                |                   |                      |
| 4490                                 | 60      | Zebrano Nightfall  |              |           |                 | •                                  |           |                          |                        |                  |                      |                |                   |                      |
| 4490                                 | WH      | Zebrano Nightfall  |              |           |                 |                                    |           |                          |                        | •                |                      |                |                   |                      |
| 4490                                 | EW      | Zebrano Nightfall  |              |           |                 |                                    |           | •                        |                        |                  |                      |                |                   |                      |
| 5066                                 | EM      | Essential Large C  | •            |           |                 |                                    |           | •                        |                        |                  |                      |                |                   |                      |
| 5066                                 | 60      | Essential Large C  |              |           |                 | •                                  |           |                          |                        |                  |                      |                |                   |                      |
| <b>RESOPAL® STONES AND MATERIALS</b> |         |                    |              |           |                 |                                    |           |                          |                        |                  |                      |                |                   |                      |
| 2486                                 | 60      | Luxor              | •            |           |                 | •                                  |           |                          |                        |                  |                      | •              |                   |                      |
| 2493                                 | KS      | Remington Mine     | •            |           |                 |                                    |           |                          |                        |                  |                      | •              |                   |                      |
| 2493                                 | 60      | Remington Mine     |              |           |                 | •                                  |           |                          | •                      |                  |                      |                |                   |                      |
| 3115                                 | AJ      | Linen              | •            |           |                 |                                    |           |                          |                        |                  |                      |                |                   |                      |
| 3207                                 | EM      | Finery             | •            |           |                 |                                    |           |                          |                        |                  |                      |                |                   |                      |
| 3207                                 | KS      | Finery             |              |           |                 |                                    |           |                          |                        |                  |                      |                | •                 |                      |
| 3236                                 | RM      | Eternal Iron       | •            |           |                 |                                    |           |                          |                        |                  |                      |                |                   |                      |
| 3236                                 | 60      | Eternal Iron       |              |           |                 | •                                  |           |                          |                        |                  |                      | •              |                   |                      |
| 3377                                 | KS      | Roccia Grigia      |              |           |                 |                                    |           |                          |                        |                  |                      | •              |                   |                      |
| 3417                                 | KS      | Amarello Campanile |              |           |                 |                                    |           |                          |                        |                  |                      | •              |                   |                      |
| 3447                                 | EM      | Cloudy Cement      | •            |           |                 |                                    |           |                          |                        |                  |                      |                |                   |                      |
| 3447                                 | 60      | Cloudy Cement      |              |           |                 | •                                  |           |                          |                        |                  |                      |                |                   |                      |
| 3447                                 | KS      | Cloudy Cement      |              |           |                 |                                    |           |                          |                        |                  |                      | •              |                   |                      |
| 3488                                 | XX      | Moon Rock          |              |           |                 |                                    |           |                          |                        |                  |                      | •              |                   |                      |
| 3505                                 | XX      | Raja Black         |              |           |                 |                                    |           |                          |                        |                  |                      | •              |                   |                      |
| 3509                                 | 60      | Kerala Tanned      |              |           |                 |                                    |           |                          |                        | •                |                      | •              |                   |                      |
| 3514                                 | RM      | Aragon Stone       | •            |           |                 |                                    |           |                          |                        | •                |                      |                |                   |                      |
| 3514                                 | CS      | Aragon Stone       | •            |           |                 |                                    |           |                          |                        |                  |                      |                |                   | •                    |
| 3514                                 | 60      | Aragon Stone       |              |           |                 | •                                  |           |                          |                        |                  |                      |                |                   |                      |
| 3514                                 | FN      | Aragon Stone       |              |           |                 |                                    |           |                          |                        |                  | •                    |                |                   |                      |
| 3514                                 | EM      | Aragon Stone       |              |           |                 |                                    |           | •                        |                        |                  |                      |                |                   |                      |
| 3514                                 | 22      | Aragon Stone       |              | •         |                 |                                    |           |                          |                        |                  |                      |                |                   |                      |
| 3523                                 | 22      | Colorado Grey      |              | •         |                 |                                    |           |                          |                        |                  |                      |                |                   |                      |
| 3523                                 | RM      | Colorado Grey      |              |           |                 |                                    |           |                          |                        |                  |                      |                |                   |                      |
| 3524                                 | RM      | Colorado           | •            |           |                 |                                    |           |                          |                        | •                |                      |                |                   |                      |
| 3524                                 | 22      | Colorado           |              | •         |                 |                                    |           |                          |                        |                  |                      |                |                   |                      |
| 3533                                 | EM      | Ruby Limescale     | •            |           |                 |                                    |           |                          |                        |                  |                      | •              |                   |                      |
| 3540                                 | 90      | Granic Vein        | •            |           |                 |                                    |           |                          |                        |                  |                      | •              |                   |                      |
| 3547                                 | 60      | Scratch            | •            |           |                 |                                    |           |                          |                        |                  |                      |                |                   |                      |

P = Postforming  
S = Standard  
D = D-Profile



























\* May be split into 2 decors @ 80 pcs. ± 2 x 20m<sup>2</sup> ± 1 pallet

STOCK RANGE

STOCK RANGE

|                               |      |    | HPL                  |           | TRACELESS | DOORS                              |           |           | COORDINATED SURFACES MFC |           | SPASTYLING BOARD       | SPASTYLING FLOOR     | WORKTOPS IDEAL | SPLASH BACK IDEAL | WITH PROTECTIVE FOIL |
|-------------------------------|------|----|----------------------|-----------|-----------|------------------------------------|-----------|-----------|--------------------------|-----------|------------------------|----------------------|----------------|-------------------|----------------------|
| FORMAT IN MM                  |      |    | 3050x1320            | 2440x1220 | 3050x1320 | 2180x915<br>2180x1020<br>2180x1320 | 2600x1380 | 2800x2070 |                          | 3050x1320 | 1245x200               | 3650x600<br>3650x900 | 3650x650       |                   |                      |
| THICKNESS IN MM               |      |    | 0,8                  | 0,8       | 0,8       | 0,8                                | 0,8       | 19        | 8                        | 7,8       | 5,4                    | 38                   | 7,8            |                   |                      |
| QUALITY                       |      |    | P                    | P         |           | S                                  | S         | S         | S                        | S         | S                      | D                    |                |                   |                      |
| MINIMUM ORDER QUANTITY        |      |    | 1                    | 1         | 1         | 1                                  | 1         | 20        | 14                       | 2         | 20*<br>PAKETE<br>PACKS | 1                    | 1              |                   |                      |
| RESOPAL® STONES AND MATERIALS |      |    |                      |           |           |                                    |           |           |                          |           |                        |                      |                |                   |                      |
|                               | 3561 | RM | Essential Light Wall | •         |           |                                    |           |           |                          |           |                        |                      |                |                   |                      |
|                               | 3562 | RM | Essential Wall       | •         |           |                                    |           |           |                          |           | •                      |                      |                |                   |                      |
|                               | 3562 | 60 | Essential Wall       |           |           | •                                  |           |           |                          |           |                        |                      |                |                   |                      |
|                               | 3562 | EM | Essential Wall       |           |           |                                    |           | •         |                          |           |                        |                      |                |                   |                      |
|                               | 3562 | FN | Essential Wall       |           |           |                                    |           |           |                          |           | •                      |                      |                |                   |                      |
|                               | 3563 | RM | Monocrete            | •         |           |                                    |           |           |                          |           | •                      |                      |                |                   |                      |
|                               | 3563 | CS | Monocrete            | •         |           |                                    |           |           |                          |           |                        |                      |                |                   | •                    |
|                               | 3563 | 60 | Monocrete            |           |           | •                                  |           | •         |                          |           |                        |                      |                |                   |                      |
|                               | 3563 | FN | Monocrete            |           |           |                                    |           |           |                          |           |                        | •                    |                |                   |                      |
|                               | 3563 | TS | Monocrete            |           |           | • <sup>1</sup>                     |           |           |                          |           |                        |                      |                |                   |                      |
|                               | 3563 | TL | Monocrete            |           |           | • <sup>1</sup>                     |           |           |                          |           |                        |                      |                |                   |                      |
|                               | 3563 | RM | Marmo Bianco         | •         |           |                                    |           |           |                          |           | •                      |                      |                |                   | •                    |
|                               | 3570 | TS | Marmo Bianco         |           |           | • <sup>1</sup>                     |           |           |                          |           |                        |                      |                |                   |                      |
|                               | 3570 | TL | Marmo Bianco         |           |           | • <sup>1</sup>                     |           |           |                          |           |                        |                      |                |                   |                      |
|                               | 3572 | RM | Samsara              | •         |           |                                    |           |           |                          |           |                        |                      |                |                   |                      |
|                               | 3572 | CS | Samsara              | •         |           |                                    |           |           |                          |           |                        |                      |                |                   | •                    |
|                               | 3572 | 07 | Samsara              |           | •         |                                    |           |           |                          |           |                        |                      |                |                   |                      |
|                               | 3572 | 22 | Samsara              |           | •         |                                    |           |           |                          |           |                        |                      |                |                   |                      |
|                               | 3576 | HW | Emperador            | •         |           |                                    |           |           |                          |           |                        |                      |                |                   |                      |
|                               | 3577 | RM | Marmo Nero           | •         |           |                                    |           |           |                          |           |                        |                      |                |                   |                      |
|                               | 3577 | HW | Marmo Nero           | •         |           |                                    |           |           |                          |           |                        |                      |                |                   |                      |
|                               | 3577 | 07 | Marmo Nero           |           | •         |                                    |           |           |                          |           |                        |                      |                |                   |                      |
|                               | 3580 | RM | Aragon Grey          | •         |           |                                    |           |           |                          |           |                        |                      |                |                   |                      |
|                               | 3580 | AJ | Aragon Grey          | •         |           |                                    |           |           |                          |           |                        |                      |                |                   |                      |
|                               | 3580 | 60 | Aragon Grey          |           |           | •                                  |           |           |                          |           |                        |                      |                |                   |                      |
|                               | 3580 | EM | Aragon Grey          |           |           |                                    |           | •         |                          |           |                        |                      |                |                   |                      |
|                               | 3580 | CS | Aragon Grey          | •         |           |                                    |           |           |                          |           |                        |                      |                |                   | •                    |
|                               | 3580 | 07 | Aragon Grey          |           | •         |                                    |           |           |                          |           |                        |                      |                |                   |                      |
|                               | 3580 | 22 | Aragon Grey          |           | •         |                                    |           |           |                          |           |                        |                      |                |                   |                      |
|                               | 4689 | AJ | Chain Sand           | •         |           |                                    |           |           |                          |           |                        |                      |                |                   |                      |
|                               | 4690 | AJ | Chain Stone          | •         |           |                                    |           |           |                          |           |                        |                      |                |                   |                      |
|                               | 4915 | RM | Blue Steel           | •         |           |                                    |           |           |                          |           |                        |                      |                |                   |                      |
|                               | 4917 | 90 | Sabulous Rock        |           |           |                                    |           |           |                          |           |                        |                      | •              |                   |                      |
|                               | 4918 | RM | Corroda              | •         |           |                                    |           |           |                          |           |                        |                      |                |                   |                      |
|                               | 4918 | 60 | Corroda              |           |           | •                                  |           |           |                          |           |                        |                      |                |                   |                      |
|                               | 4919 | 90 | Corroda Copper       | •         |           |                                    |           |           |                          |           |                        |                      |                |                   |                      |
|                               | 4919 | 60 | Corroda Copper       |           |           | •                                  |           | •         |                          |           |                        |                      |                |                   |                      |
|                               | 4939 | KS | Patina Rock          | •         |           |                                    |           |           |                          |           |                        |                      |                |                   |                      |
|                               | 4943 | EM | Empire Slate         | •         |           |                                    |           |           |                          |           | •                      |                      |                |                   |                      |
|                               | 4943 | KS | Empire Slate         |           |           |                                    |           |           |                          |           |                        |                      | •              |                   |                      |
|                               | 4943 | FN | Empire Slate         |           |           |                                    |           |           |                          |           | •                      |                      |                |                   |                      |

**STOCK RANGE**

|                                                                                     |      |    | HPL                          | TRACELESS | DOORS                              | COORDINATED SURFACES MFC |    | SPASTYLING BOARD | SPASTYLING FLOOR       | WORKTOPS IDEAL       | SPLASH BACK IDEAL | WITH PROTECTIVE FOIL |
|-------------------------------------------------------------------------------------|------|----|------------------------------|-----------|------------------------------------|--------------------------|----|------------------|------------------------|----------------------|-------------------|----------------------|
| FORMAT IN MM                                                                        |      |    | 3050x1320<br>2440x1220       | 3050x1320 | 2180x915<br>2180x1020<br>2180x1320 | 2800x2070                |    | 3050x1320        | 1245x200               | 3650x600<br>3650x900 | 3650x650          |                      |
| THICKNESS IN MM                                                                     |      |    | 0,8                          | 0,8       | 0,8                                | 19                       | 8  | 7,8              | 5,4                    | 38                   | 7,8               |                      |
| QUALITY                                                                             |      |    | P                            | P         | S                                  | S                        | S  | S                | S                      | D                    |                   |                      |
| MINIMUM ORDER QUANTITY                                                              |      |    | 1                            | 1         | 1                                  | 20                       | 14 | 2                | 20*<br>PAKETE<br>PACKS | 1                    | 1                 |                      |
| <b>RESOPAL® METALLICS AND METALS<sup>4</sup></b>                                    |      |    |                              |           |                                    |                          |    |                  |                        |                      |                   |                      |
|    | 2405 | 6M | Powdered Nickel              | •         |                                    |                          |    |                  |                        |                      |                   |                      |
|                                                                                     | 2405 | HW | Powdered Nickel              | •         |                                    |                          |    |                  |                        |                      |                   |                      |
|    | 2406 | 6M | Light Copper                 | •         |                                    |                          |    |                  |                        |                      |                   |                      |
|                                                                                     | 2406 | HW | Light Copper                 | •         |                                    |                          |    |                  |                        |                      |                   |                      |
|    | 2407 | 6M | Natural Gold                 | •         |                                    |                          |    |                  |                        |                      |                   |                      |
|                                                                                     | 2407 | HW | Natural Gold                 | •         |                                    |                          |    |                  |                        |                      |                   |                      |
|    | 2408 | 6M | Rich Bronze                  | •         |                                    |                          |    |                  |                        |                      |                   |                      |
|                                                                                     | 2408 | HW | Rich Bronze                  | •         |                                    |                          |    |                  |                        |                      |                   |                      |
|    | 2409 | 6M | White Aluminium              | •         |                                    |                          |    |                  |                        |                      |                   |                      |
|                                                                                     | 2409 | HW | White Aluminium              | •         |                                    |                          |    |                  |                        |                      |                   |                      |
|    | 2410 | 6M | Grey Aluminium               | •         |                                    |                          |    |                  |                        |                      |                   |                      |
|                                                                                     | 2410 | HW | Grey Aluminium               | •         |                                    |                          |    |                  |                        |                      |                   |                      |
|    | 3900 | HG | Chrome Gloss                 | •         |                                    |                          |    |                  |                        |                      |                   |                      |
|    | 3900 | GB | Brushed Alu                  | •         |                                    |                          |    |                  |                        |                      |                   |                      |
|   | 3900 | LM | Ribbed Alu                   | •         |                                    |                          |    |                  |                        |                      |                   |                      |
|  | 3900 | SQ | Cross Ribbed Alu             | •         |                                    |                          |    |                  |                        |                      |                   |                      |
|  | 3903 | AN | Brushed Titanium             | •         |                                    |                          |    |                  |                        |                      |                   |                      |
|  | 3905 | FG | Matt Alu                     | •         |                                    |                          |    |                  |                        |                      |                   |                      |
|  | 4602 | RM | Metallic Art Copper          | •         |                                    |                          |    |                  |                        |                      |                   |                      |
|  | 4602 | CS | Metallic Art Copper          | •         |                                    |                          |    |                  |                        |                      |                   | •                    |
|  | 4603 | RM | Metallic Art Gold            | •         |                                    |                          |    |                  |                        |                      |                   |                      |
|  | 4604 | RM | Metallic Art Platinum        | •         |                                    |                          |    |                  |                        |                      |                   |                      |
| <b>RESOPAL® DECOR HIGHLIGHTS</b>                                                    |      |    |                              |           |                                    |                          |    |                  |                        |                      |                   |                      |
|  | 2550 | 60 | Dancing Lines Snow White     | •         |                                    |                          |    |                  |                        |                      |                   |                      |
|  | 2551 | 60 | Dancing Lines Snow White Red | •         |                                    |                          |    |                  |                        |                      |                   |                      |
|  | 2552 | 60 | Dancing Lines Dawn           | •         |                                    |                          |    |                  |                        |                      |                   |                      |
|  | 2553 | 60 | Dancing Lines Shadow         | •         |                                    |                          |    |                  |                        |                      |                   |                      |
|  | 2554 | 60 | Dancing Lines Silver Grey    | •         |                                    |                          |    |                  |                        |                      |                   |                      |
|  | 2555 | 60 | Dancing Lines Pewter         | •         |                                    |                          |    |                  |                        |                      |                   |                      |
|  | 2556 | 60 | Dancing Lines Blue Ice       | •         |                                    |                          |    |                  |                        |                      |                   |                      |
|  | 2557 | 60 | Dancing Lines Ebony          | •         |                                    |                          |    |                  |                        |                      |                   |                      |
|  | 2558 | 60 | Dancing Lines Rosy           | •         |                                    |                          |    |                  |                        |                      |                   |                      |
|  | 2559 | 60 | Dancing Lines Port           | •         |                                    |                          |    |                  |                        |                      |                   |                      |

P = Postforming  
S = Standard  
D = D-Profile

\* May be split into 2 decors @ 80 pcs. Δ 2 x 20m<sup>2</sup> Δ 1 pallet

1) Postforming for RESOPAL® TRACELESS is limited. The smallest radius equals 10 times the thickness (e.g. 0.8 mm = ≥ 8 mm). We recommend a pre-test on the feasibility of postforming. 4) Recommended for vertical application only.

## IMPRINT

### PUBLISHER

Resopal GmbH, Groß-Umstadt,  
Germany  
[www.resopal.de](http://www.resopal.de)

### CONCEPT

Resopal GmbH, Groß-Umstadt,  
Germany  
Scheufele Hesse Eigler,  
Kommunikationsagentur GmbH,  
Frankfurt am Main,  
Germany

© Resopal GmbH 08/2017  
All rights reserved

### PRINTING

Hofmann Druck, Nürnberg,  
Germany



### DISCLAIMER

The contents of this book were compiled and checked according to the best of our knowledge and belief. However, no responsibility can be accepted for its correctness. The publisher Resopal GmbH and the editorial staff shall not be liable for any personal injury, material damage or financial loss arising from its use. The partner companies are responsible for the contents of their pages. Any liability on their part is also excluded.

### COLOUR FIDELITY

Great care has been taken in to ensure the accurate rendition of the colours and decors in this book. However, slight deviations in colour may occur due to the printing processes and pigments used. Metamerism cannot be ruled out. ORIGINAL RESOPAL® colours and printed colours that are identical in one type of light appear different in another, such as when changing from daylight to incandescent light, because they have different spectral properties. We therefore recommend that the final choice of decor is made based on the ORIGINAL RESOPAL® laminate sample if a binding colour sample is required.

### IMAGE RIGHTS

p. 1 | 2 | 34 | 75 [www.gettyimages.de](http://www.gettyimages.de), Ollo and Kyle Monk  
p. 3 | 14 | 34 [www.loft4c.be](http://www.loft4c.be)  
p. 4 | 40-41 | 45-47 Christoph Meinschäfer  
p. 6 Dokumentation Autmundisstat, 2009  
p. 8-9 | 11 | 14 | 41 | 72-74 Sabine Kress, Mannheim  
p. 10 Christoph Rau, Darmstadt  
p. 15 Markus Palzer  
p. 15 | 35 Christoph Hess, Darmstadt  
p. 38 | 50 © contzentrade® photostudio  
p. 51 [www.kasper-duefelsiek.de](http://www.kasper-duefelsiek.de)  
p. 36-37 | 52-55 SHD | Interiorvista  
The photos have been reproduced courtesy of the copyright holders. Claims by copyright holders who could not be identified will be compensated, if necessary, within the scope of the customary agreements.



# RE!

REINVENT with RESOPAL









**Resopal GmbH**  
Hans-Böckler-Straße 4  
64823 Groß-Umstadt | Germany

Tel.: +49 (0) 6078 80 0  
E-Mail: [info@resopal.de](mailto:info@resopal.de)  
**[www.resopal.de](http://www.resopal.de)**